

FCC RF Test Report

APPLICANT : Quanta Computer Inc"
EQUIPMENT : Laptop Computer
BRAND NAME : OLPC
MODEL NAME : XO-4 Touch, XO-4 HS Touch, XO-4, XO-4 HS
FCC ID : HFS-CL4
STANDARD : FCC Part 15 Subpart C §15.247
CLASSIFICATION : (DTS) Digital Transmission System

The product was received on Dec. 17, 2012 and completely tested on Feb. 25, 2013. We, SPORTON INTERNATIONAL (KUNSHAN) INC., would like to declare that the tested sample has been evaluated in accordance with the procedures and shown the compliance with the applicable technical standards.

The test results in this report apply exclusively to the tested model / sample. Without written approval of SPORTON INTERNATIONAL (KUNSHAN) INC., the test report shall not be reproduced except in full.

Reviewed by:



Jones Tsai / Manager



SPORTON INTERNATIONAL (KUNSHAN) INC.
No. 3-2, PingXiang Road, Kunshan, Jiangsu Province, P.R.C.



TABLE OF CONTENTS

REVISION HISTORY..... 3

SUMMARY OF TEST RESULT 4

1 GENERAL DESCRIPTION 5

 1.1 Applicant 5

 1.2 Manufacturer 5

 1.3 Feature of Equipment Under Test 5

 1.4 Product Specification of Equipment Under Test 5

 1.5 Testing Site 6

 1.6 Applied Standards 6

2 TEST CONFIGURATION OF EQUIPMENT UNDER TEST 7

 2.1 Carrier Frequency Channel 7

 2.2 Pre-Scanned RF Power 8

 2.3 Test Mode 10

 2.4 Connection Diagram of Test System 12

 2.5 Support Unit used in test configuration and system 13

 2.6 Description of RF Function Operation Test Setup 13

 2.7 Measurement Results Explanation Example 14

3 TEST RESULT 15

 3.1 6dB Bandwidth Measurement 15

 3.2 Output Power Measurement 28

 3.3 Power Spectral Density Measurement 33

 3.4 Conducted Band Edges and Spurious Emission Measurement 56

 3.5 Radiated Band Edges and Spurious Emission Measurement 84

 3.6 AC Conducted Emission Measurement 133

 3.7 Antenna Requirements 137

4 LIST OF MEASURING EQUIPMENT 138

5 UNCERTAINTY OF EVALUATION 139

APPENDIX A. PHOTOGRAPHS OF EUT

APPENDIX B. SETUP PHOTOGRAPHS



REVISION HISTORY

| REPORT NO. | VERSION | DESCRIPTION | ISSUED DATE |
|------------|---------|-------------------------|---------------|
| FR2D1707B | Rev. 01 | Initial issue of report | Feb. 25, 2013 |
| | | | |
| | | | |
| | | | |
| | | | |
| | | | |
| | | | |
| | | | |
| | | | |
| | | | |
| | | | |
| | | | |
| | | | |
| | | | |
| | | | |
| | | | |

SUMMARY OF TEST RESULT

| Report Section | FCC Rule | IC Rule | Description | Limit | Result | Remark |
|----------------|-----------------------|--------------------|-----------------------------|--------------------------------|--------|---|
| 3.1 | 15.247(a)(2) | RSS-210 A8.2(a) | 6dB Bandwidth | $\geq 0.5\text{MHz}$ | Pass | - |
| 3.2 | 15.247(b) | RSS-210 A8.4 | Power Output Measurement | $\leq 30\text{dBm}$ | Pass | - |
| 3.3 | 15.247(e) | RSS-210 A8.2(b) | Power Spectral Density | $\leq 8\text{dBm}/3\text{kHz}$ | Pass | - |
| 3.4 | 15.247(d) | RSS-210 A8.5 | Conducted Band Edges | $\leq 20\text{dBc}$ | Pass | - |
| | | | Conducted Spurious Emission | | Pass | - |
| 3.5 | 15.247(d) | RSS-210 A8.5 | Radiated Band Edges | 15.209(a) & 15.247(d) | Pass | - |
| | | | Radiated Spurious Emission | | Pass | Under limit 3.19 dB at 4926.000 MHz |
| 3.6 | 15.207 | RSS-Gen 7.2.4 | AC Conducted Emission | 15.207(a) | Pass | Under limit 7.98 dB at 7.210 MHz |
| 3.7 | 15.203 & 15.247(b) | RSS-210 A8.4 | Antenna Requirement | N/A | Pass | - |

1 General Description

1.1 Applicant

Quanta Computer Inc

No.188, Wen Hwa 2nd Rd., Kuei Shan Hsiang, Tao Yuan Shien, TaiWan

1.2 Manufacturer

Quanta Computer Inc

No.188, Wen Hwa 2nd Rd., Kuei Shan Hsiang, Tao Yuan Shien, TaiWan

1.3 Feature of Equipment Under Test

| Product Feature | |
|---------------------------------|---|
| Equipment | Laptop Computer |
| Brand Name | OLPC |
| Model Name | XO-4 Touch, XO-4 HS Touch, XO-4, XO-4 HS |
| WLAN Module | Trade Name: Liteon Model Name: WCBN603MH |
| FCC ID | HFS-CL4 |
| EUT supports Radios application | WLAN 11abgn/Bluetooth |
| EUT Stage | Identical Prototype |

Remark: The above EUT's information was declared by manufacturer. Please refer to the specifications or user's manual for more detailed description.

1.4 Product Specification of Equipment Under Test

| Product Specification subjective to this standard | |
|---|--|
| Tx/Rx Channel Frequency Range | 802.11b/g/n : 2412 MHz ~ 2462 MHz 802.11a/n: 5745~5825MHz. |
| Maximum Output Power to Antenna | <2412 MHz ~ 2462 MHz> 802.11b : 18.62 dBm (0.0728 W) 802.11g : 20.12 dBm (0.1028 W) 802.11n HT20 : 20.33 dBm (0.1079 W) 802.11n HT40 : 20.29 dBm (0.1069 W) <5745 MHz ~ 5825 MHz> 802.11a : 21.53 dBm (0.1422 W) 802.11n HT20 : 21.66 dBm (0.1466 W) 802.11n HT40 : 21.39 dBm (0.1377 W) |
| Antenna Type | 802.11b/g/n : Monopole Antenna type with gain 0.12 dBi 802.11a/n : Monopole Antenna type with gain 0.05 dBi |
| Type of Modulation | 802.11b : DSSS (DBPSK / DQPSK / CCK) 802.11a/g/n : OFDM (BPSK / QPSK / 16QAM / 64QAM) |

1.5 Testing Site

| | | | | |
|---------------------------|--|---------|-----------|--------------------------------|
| Test Site | SPORTON INTERNATIONAL (KUNSHAN) INC. | | | |
| Test Site Location | No. 3-2, PingXiang Road, Kunshan, Jiangsu Province, P.R.C. TEL: +86-0512-5790-0158 FAX: +86-0512-5790-0958 | | | |
| Test Site No. | Sporton Site No. | | | FCC/IC Registration No. |
| | TH01-KS | CO01-KS | 03CH01-KS | 149928/4086E-1 |

1.6 Applied Standards

According to the specifications of the manufacturer, the EUT must comply with the requirements of the following standards:

- ♦ FCC Part 15 Subpart C §15.247
- ♦ FCC KDB Publication No. 558074 D01 DTS Meas. Guidance v02
- ♦ ANSI C63.4-2003 and ANSI C63.10-2009
- ♦ IC RSS-210 Issue 8
- ♦ IC RSS-Gen Issue 3
- ♦ NOTICE 2012-DRS0126

Remark:

1. All test items were verified and recorded according to the standards and without any deviation during the test.
2. This EUT has also been tested and complied with the requirements of FCC Part 15, Subpart B, recorded in a separate test report.
3. Per the section 2.2.3 of Notice of 2012-DRS0126, “ Receivers Excluded from Industry Canada Requirements”, only radio communication receivers operating in stand-alone mode within the band 30-960 MHz and scanner receivers are subject to Industry Canada requirements.

2 Test Configuration of Equipment Under Test

The EUT has been associated with peripherals and configuration operated in a manner tended to maximize its emission characteristics in a typical application. Frequency range investigated: conducted emission (150 KHz to 30 MHz) and radiated emission (9 KHz to the 10th harmonic of the highest fundamental frequency or to 40 GHz, whichever is lower).

The final configuration from all the combinations and the worst-case data rates were investigated by measuring the maximum power across all the data rates and modulation modes under section 2.2.

Based on the worst configuration found above, the RF power setting is set individually to meet FCC compliance limit for the final conducted and radiated tests shown in section 2.3.

2.1 Carrier Frequency Channel

| Frequency Band | Channel | Freq. (MHz) | Channel | Freq. (MHz) |
|-----------------|---------|-------------|---------|-------------|
| 2400-2483.5 MHz | 1 | 2412 | 7 | 2442 |
| | 2 | 2417 | 8 | 2447 |
| | 3 | 2422 | 9 | 2452 |
| | 4 | 2427 | 10 | 2457 |
| | 5 | 2432 | 11 | 2462 |
| | 6 | 2437 | - | - |

| Frequency Band | Channel | Freq. (MHz) | Channel | Freq. (MHz) |
|-------------------------|---------|-------------|---------|-------------|
| 5725-5850 MHz Band 4 | 149 | 5745 | 159 | 5795 |
| | 151 | 5755 | 161 | 5805 |
| | 157 | 5785 | 165 | 5825 |

2.2 Pre-Scanned RF Power

Preliminary tests were performed in different data rate and antenna configurations as following table and the highest power data rates were chosen for full test in the following tables. Final Output Power equals to Measured Output Power adds the duty factor.

| Channel | Frequency | 802.11b RF Power (dBm) | | | |
|---------|-----------|------------------------|--------|----------|---------|
| | | DSSS Data Rate | | | |
| | | 1 Mbps | 2 Mbps | 5.5 Mbps | 11 Mbps |
| CH 01 | 2412 MHz | 17.96 | 17.82 | 17.38 | 17.16 |
| CH 06 | 2437 MHz | 18.62 | 18.26 | 18.16 | 18.08 |
| CH 11 | 2462 MHz | 18.23 | 18.15 | 18.06 | 18.18 |

| Channel | Frequency | 802.11g RF Power (dBm) | | | | | | | |
|---------|-----------|------------------------|--------|---------|---------|---------|---------|---------|---------|
| | | OFDM Data Rate | | | | | | | |
| | | 6 Mbps | 9 Mbps | 12 Mbps | 18 Mbps | 24 Mbps | 36 Mbps | 48 Mbps | 54 Mbps |
| CH 01 | 2412 MHz | 19.23 | 18.42 | 18.32 | 18.26 | 19.18 | 18.24 | 18.54 | 19.01 |
| CH 06 | 2437 MHz | 20.05 | 20.01 | 19.95 | 19.45 | 19.62 | 20.03 | 19.92 | 19.86 |
| CH 11 | 2462 MHz | 20.12 | 19.76 | 19.85 | 19.81 | 19.78 | 19.76 | 19.68 | 19.52 |

| Channel | Frequency | 2.4GHz 802.11n HT20 RF Power (dBm) | | | | | | | |
|---------|-----------|------------------------------------|-------|-------|-------|-------|-------|-------|-------|
| | | OFDM Data Rate | | | | | | | |
| | | MCS0 | MCS1 | MCS2 | MCS3 | MCS4 | MCS5 | MCS6 | MCS7 |
| CH 01 | 2412 MHz | 19.03 | 19.11 | 19.06 | 19.02 | 19.03 | 19.15 | 19.08 | 19.17 |
| CH 06 | 2437 MHz | 20.18 | 20.28 | 20.22 | 20.19 | 20.16 | 20.28 | 20.26 | 20.27 |
| CH 11 | 2462 MHz | 20.26 | 20.21 | 20.19 | 20.13 | 20.11 | 20.24 | 20.28 | 20.33 |

| Channel | Frequency | 2.4GHz 802.11n HT40 RF Power (dBm) | | | | | | | |
|---------|-----------|------------------------------------|-------|-------|-------|-------|-------|-------|-------|
| | | OFDM Data Rate | | | | | | | |
| | | MCS0 | MCS1 | MCS2 | MCS3 | MCS4 | MCS5 | MCS6 | MCS7 |
| CH 03 | 2422 MHz | 18.32 | 18.17 | 18.21 | 19.06 | 19.17 | 19.25 | 18.29 | 18.02 |
| CH 06 | 2437 MHz | 19.12 | 19.07 | 19.28 | 20.02 | 19.69 | 19.73 | 19.62 | 19.21 |
| CH 09 | 2452 MHz | 20.23 | 20.15 | 20.28 | 20.01 | 20.18 | 20.13 | 20.01 | 20.29 |



| Channel | Frequency | 802.11a RF Power (dBm) | | | | | | | |
|---------|-----------|------------------------|--------|---------|---------|---------|---------|---------|---------|
| | | OFDM Data Rate | | | | | | | |
| | | 6 Mbps | 9 Mbps | 12 Mbps | 18 Mbps | 24 Mbps | 36 Mbps | 48 Mbps | 54 Mbps |
| CH 149 | 5745 MHz | 21.53 | 21.06 | 21.08 | 21.14 | 21.21 | 21.12 | 21.21 | 21.25 |
| CH 157 | 5785MHz | 21.46 | 21.13 | 21.34 | 21.42 | 21.26 | 21.43 | 21.37 | 21.43 |
| CH 165 | 5825 MHz | 21.40 | 21.15 | 21.36 | 21.21 | 21.34 | 21.32 | 21.22 | 21.28 |

| Channel | Frequency | 5GHz 802.11n HT-20 RF Power (dBm) | | | | | | | |
|---------|-----------|-----------------------------------|---------|-----------|---------|---------|---------|-----------|---------|
| | | OFDM Data Rate | | | | | | | |
| | | 6.5 Mbps | 13 Mbps | 19.5 Mbps | 26 Mbps | 39 Mbps | 52 Mbps | 58.5 Mbps | 65 Mbps |
| CH 149 | 5745 MHz | 20.86 | 20.78 | 20.81 | 20.70 | 20.76 | 20.66 | 20.71 | 20.76 |
| CH 157 | 5785MHz | 21.36 | 21.30 | 21.26 | 21.25 | 21.20 | 21.08 | 21.12 | 21.28 |
| CH 165 | 5825 MHz | 21.66 | 21.59 | 21.53 | 21.41 | 21.38 | 21.20 | 21.29 | 21.43 |

| Channel | Frequency | 5GHz 802.11n HT-40 RF Power (dBm) | | | | | | | |
|---------|-----------|-----------------------------------|---------|-----------|---------|---------|----------|------------|----------|
| | | OFDM Data Rate | | | | | | | |
| | | 13.5 Mbps | 27 Mbps | 40.5 Mbps | 54 Mbps | 81 Mbps | 108 Mbps | 121.5 Mbps | 135 Mbps |
| CH 151 | 5755MHz | 21.36 | 21.16 | 21.20 | 21.29 | 21.22 | 21.11 | 21.08 | 21.10 |
| CH 159 | 5795MHz | 21.39 | 21.21 | 21.18 | 21.36 | 21.29 | 21.08 | 21.02 | 21.25 |



2.3 Test Mode

Final results of test modes, data rates and test channels are shown as following table.

<2.4GHz>

| Test Cases | | | | |
|---------------|----------------------------------|--------------|-----------|--------------|
| | Test Items | Mode | Data Rate | Test Channel |
| Conducted TCs | 6dB BW Power Spectral Density | 802.11b | 1 Mbps | 1/6/11 |
| | | 802.11g | 6 Mbps | 1/6/11 |
| | | 802.11n HT20 | 65 Mbps | 1/6/11 |
| | | 802.11n HT40 | 135 Mbps | 3/6/9 |
| | Output Power | 802.11b | 1 Mbps | 1/6/11 |
| | | 802.11g | 6 Mbps | 1/6/11 |
| | | 802.11n HT20 | 65 Mbps | 1/6/11 |
| | | 802.11n HT40 | 135 Mbps | 3/6/9 |
| | Conducted Band Edge | 802.11b | 1 Mbps | 1/11 |
| | | 802.11g | 6 Mbps | 1/11 |
| | | 802.11n HT20 | 65 Mbps | 1/11 |
| | | 802.11n HT40 | 135 Mbps | 3/9 |
| | Conducted Spurious Emission | 802.11b | 1 Mbps | 1/6/11 |
| | | 802.11g | 6 Mbps | 1/6/11 |
| | | 802.11n HT20 | 65 Mbps | 1/6/11 |
| | | 802.11n HT40 | 135 Mbps | 3/6/9 |
| Radiated TCs | Radiated Band Edge | 802.11b | 1 Mbps | 1/11 |
| | | 802.11g | 6 Mbps | 1/11 |
| | | 802.11n HT20 | 65 Mbps | 1/11 |
| | | 802.11n HT40 | 135 Mbps | 3/9 |
| | Radiated Spurious Emission | 802.11b | 1 Mbps | 1/6/11 |
| | | 802.11g | 6 Mbps | 1/6/11 |
| | | 802.11n HT20 | 65 Mbps | 1/6/11 |
| | | 802.11n HT40 | 135 Mbps | 3/6/9 |



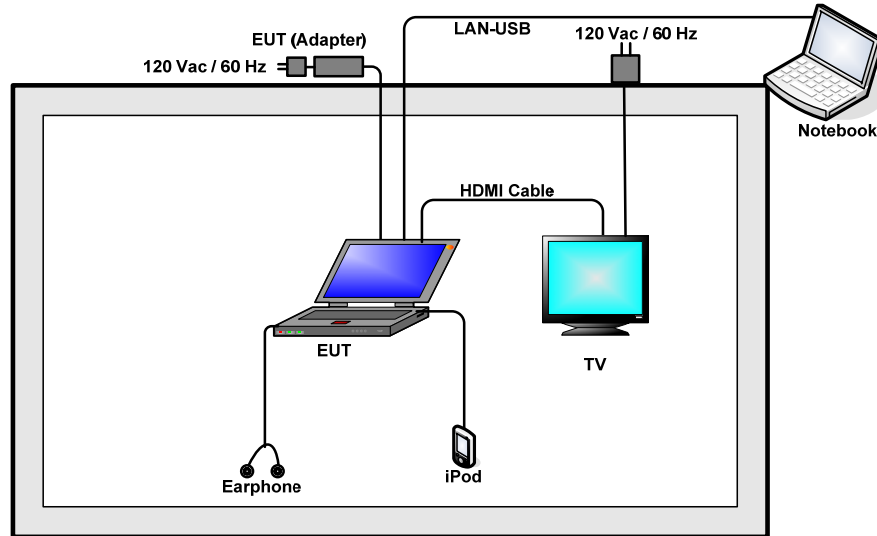
<5GHz>

| Test Cases | | | | |
|-----------------------------|----------------------------|----------------------------------|-------------|--------------|
| Conducted TCs | Test Items | Mode | Data Rate | Test Channel |
| | Conducted TCs | 6dB BW Power Spectral Density | 802.11a | 6 Mbps |
| 802.11n HT20 | | | 6.5 Mbps | 149/157/165 |
| 802.11n HT40 | | | 13.5 Mbps | 151/159 |
| Output Power | | 802.11a | 6 Mbps | 149/157/165 |
| | | 802.11n HT20 | 6.5 Mbps | 149/157/165 |
| | | 802.11n HT40 | 13.5 Mbps | 151/159 |
| Conducted Band Edge | | 802.11a | 6 Mbps | 149/165 |
| | | 802.11n HT20 | 6.5 Mbps | 149/165 |
| | | 802.11n HT40 | 13.5 Mbps | 151/159 |
| Conducted Spurious Emission | 802.11a | 6 Mbps | 149/157/165 | |
| | 802.11n HT20 | 6.5 Mbps | 149/157/165 | |
| | 802.11n HT40 | 13.5 Mbps | 151/159 | |
| Radiated TCs | Radiated Band Edge | 802.11a | 6 Mbps | 149/165 |
| | | 802.11n HT20 | 6.5 Mbps | 149/165 |
| | | 802.11n HT40 | 13.5 Mbps | 151/159 |
| | Radiated Spurious Emission | 802.11a | 6 Mbps | 149/157/165 |
| | | 802.11n HT20 | 6.5 Mbps | 149/157/165 |
| | | 802.11n HT40 | 13.5 Mbps | 151/159 |

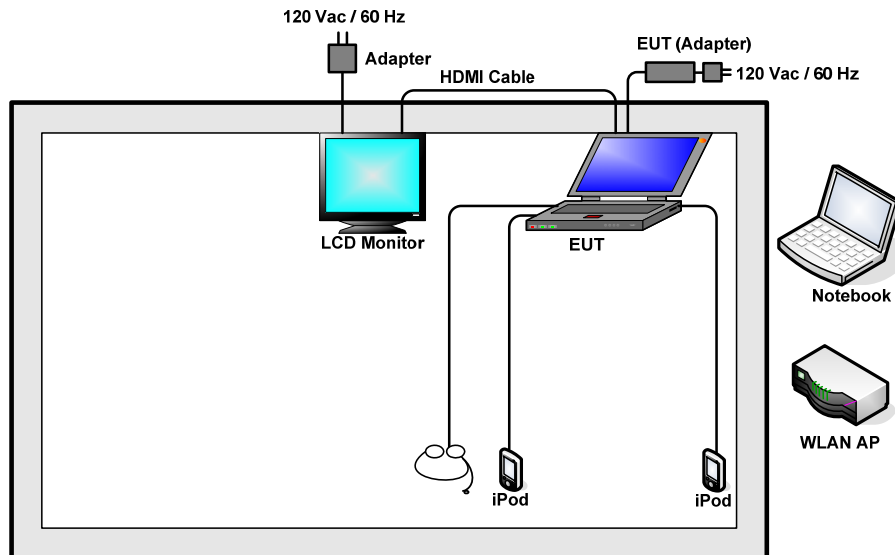
| Test Cases | |
|---|---|
| AC Conducted Emission | Mode 1 : WLAN (2.4GHz) Link + Adapter 1 + TC for Sample 1 Mode 2 : WLAN (2.4GHz) Link + Adapter 2 + TC for Sample 2 Mode 3 : WLAN (2.4GHz) Link + Adapter 3 + TC for Sample 3 Mode 4 : WLAN (2.4GHz) Link + Adapter 4 + TC for Sample 4 Mode 5 : WLAN (5GHz) Link + Adapter 1 + TC for Sample 1 |
| Remark: 1. The worst case of conducted emission is mode 1; only the test data of it was reported. 2. TC stands for Test Configuration, and consists of iPod, Earphone, HDMI Cable, SD Card. | |

2.4 Connection Diagram of Test System

<WLAN Tx Mode>



<AC Conducted Emission Mode>



2.5 Support Unit used in test configuration and system

| Item | Equipment | Trade Name | Model Name | FCC ID | Data Cable | Power Cord |
|------|-----------------|------------|-----------------|--------------|-----------------|--|
| 1. | DC Power Supply | GWINSTEK | GPS-3030D | N/A | N/A | Unshielded, 1.8 m |
| 2. | Notebook | DELL | PP42L | QDS-BRCM1030 | N/A | AC I/P: Unshielded, 0.8 m DC O/P: Shielded, 1.8 m |
| 3. | iPod | Apple | A1199 | FCC DoC | Shielded, 1.2 m | N/A |
| 4. | TV | Sony | KLV32V300A | FCC DoC | N/A | Unshielded, 1.8 m |
| 5. | LCD Monitor | Medion | MD20147 | N/A | N/A | Unshielded, 1.8 m |
| 6. | SD Card | Scan Disk | 16G Class 10 | FCC DoC | N/A | N/A |
| 7. | WLAN AP | D-Link | DIR-855 | KA2DIR855A2 | N/A | Unshielded, 1.8 m |
| 8. | Notebook | DELL | P08S | QDS-BRCM1030 | N/A | AC I/P: Unshielded, 0.9 m DC O/P: Shielded, 1.8 m |
| 9. | Earphone | INTOPIC | Jazz-278 | FCC DoC | Shielded, 2.2 m | N/A |

2.6 Description of RF Function Operation Test Setup

For WLAN function, turn on "Terminal" program under Linux system, the EUT will get into the engineering modes; then, entry instruction under CMD program in the notebook, the EUT will contact with WLAN AP for continuous transmitting and receiving signals.



2.7 Measurement Results Explanation Example

For conducted test items:

The offset level is set in the spectrum analyzer to compensate the RF cable loss and 10dB attenuator between EUT conducted output port and spectrum analyzer. With the offset compensation, the spectrum analyzer reading level is exactly the EUT RF output level.

The spectrum analyzer offset is derived from RF cable loss and 10dB attenuator factor.

Offset = RF cable loss + attenuator factor.

Following table shows an offset computation example with cable loss 5.6 dB.

Example:

$$\begin{aligned} \text{Offset (dB)} &= \text{RF cable loss (dB)} + \text{attenuator factor (dB)} \\ &= 5.6 + 10 = 15.6 \text{ (dB)} \end{aligned}$$

3 Test Result

3.1 6dB Bandwidth Measurement

3.1.1 Limit of 6dB Bandwidth

The minimum 6 dB bandwidth shall be at least 500 KHz.

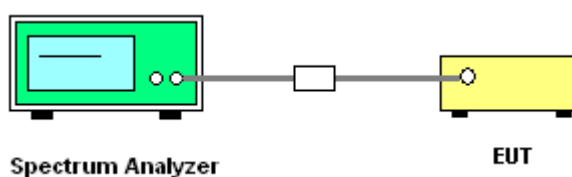
3.1.2 Measuring Instruments

See list of measuring instruments of this test report.

3.1.3 Test Procedures

1. The testing follows FCC KDB Publication No. 558074 DTS D01 Meas. Guidance v02.
2. The RF output of EUT was connected to the spectrum analyzer by RF cable and attenuator. The path loss was compensated to the results for each measurement.
3. Set to the maximum power setting and enable the EUT transmit continuously.
4. Make the measurement with the spectrum analyzer's resolution bandwidth (RBW) = 100 kHz. Set the Video bandwidth (VBW) = 300 kHz. In order to make an accurate measurement. The 6 dB bandwidth must be greater than 500 KHz.
5. Measure and record the results in the test report.

3.1.4 Test Setup



3.1.5 Test Result of 6dB Bandwidth

| | | | |
|-----------------|---------|---------------------|---------|
| Test Mode : | 802.11b | Temperature : | 20~21°C |
| Test Engineer : | Zhi Lu | Relative Humidity : | 40~41% |

| Channel | Frequency (MHz) | 802.11b 6dB Bandwidth (MHz) | 6dB Bandwidth Min. Limit (MHz) | Pass/Fail |
|---------|-----------------|--------------------------------|-----------------------------------|-----------|
| 01 | 2412 | 9.56 | 0.5 | Pass |
| 06 | 2437 | 10.04 | 0.5 | Pass |
| 11 | 2462 | 10.04 | 0.5 | Pass |

| | | | |
|-----------------|---------|---------------------|---------|
| Test Mode : | 802.11g | Temperature : | 20~21°C |
| Test Engineer : | Zhi Lu | Relative Humidity : | 40~41% |

| Channel | Frequency (MHz) | 802.11g 6dB Bandwidth (MHz) | 6dB Bandwidth Min. Limit (MHz) | Pass/Fail |
|---------|-----------------|--------------------------------|-----------------------------------|-----------|
| 01 | 2412 | 16.56 | 0.5 | Pass |
| 06 | 2437 | 16.52 | 0.5 | Pass |
| 11 | 2462 | 16.52 | 0.5 | Pass |

| | | | |
|-----------------|--------------|---------------------|---------|
| Test Mode : | 802.11n HT20 | Temperature : | 20~21°C |
| Test Engineer : | Zhi Lu | Relative Humidity : | 40~41% |

| Channel | Frequency (MHz) | 2.4GHz 802.11n HT20 6dB Bandwidth (MHz) | 6dB Bandwidth Min. Limit (MHz) | Pass/Fail |
|---------|-----------------|--|-----------------------------------|-----------|
| 01 | 2412 | 17.80 | 0.5 | Pass |
| 06 | 2437 | 17.80 | 0.5 | Pass |
| 11 | 2462 | 17.80 | 0.5 | Pass |

| | | | |
|-----------------|--------------|---------------------|---------|
| Test Mode : | 802.11n HT40 | Temperature : | 20~21°C |
| Test Engineer : | Zhi Lu | Relative Humidity : | 40~41% |

| Channel | Frequency (MHz) | 2.4GHz 802.11n HT40 6dB Bandwidth (MHz) | 6dB Bandwidth Min. Limit (MHz) | Pass/Fail |
|---------|-----------------|--|-----------------------------------|-----------|
| 03 | 2422 | 36.48 | 0.5 | Pass |
| 06 | 2437 | 36.40 | 0.5 | Pass |
| 09 | 2452 | 36.48 | 0.5 | Pass |



| | | | |
|-----------------|---------|---------------------|---------|
| Test Mode : | 802.11a | Temperature : | 20~21°C |
| Test Engineer : | Zhi Lu | Relative Humidity : | 40~41% |

| Channel | Frequency (MHz) | 802.11a 6dB Bandwidth (MHz) | 6dB Bandwidth Min. Limit (MHz) | Pass/Fail |
|---------|-----------------|--------------------------------|-----------------------------------|-----------|
| 149 | 5745 | 16.52 | 0.5 | Pass |
| 157 | 5785 | 16.56 | 0.5 | Pass |
| 165 | 5825 | 16.56 | 0.5 | Pass |

| | | | |
|-----------------|--------------|---------------------|---------|
| Test Mode : | 802.11n HT20 | Temperature : | 20~21°C |
| Test Engineer : | Zhi Lu | Relative Humidity : | 40~41% |

| Channel | Frequency (MHz) | 5GHz 802.11n HT20 6dB Bandwidth (MHz) | 6dB Bandwidth Min. Limit (MHz) | Pass/Fail |
|---------|-----------------|--|-----------------------------------|-----------|
| 149 | 5745 | 17.80 | 0.5 | Pass |
| 157 | 5785 | 17.80 | 0.5 | Pass |
| 165 | 5825 | 17.80 | 0.5 | Pass |

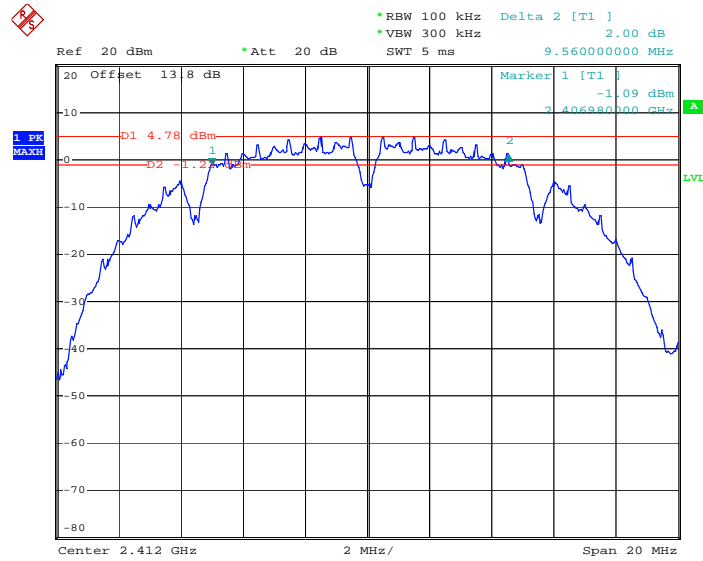
| | | | |
|-----------------|--------------|---------------------|---------|
| Test Mode : | 802.11n HT40 | Temperature : | 20~21°C |
| Test Engineer : | Zhi Lu | Relative Humidity : | 40~41% |

| Channel | Frequency (MHz) | 5GHz 802.11n HT40 6dB Bandwidth (MHz) | 6dB Bandwidth Min. Limit (MHz) | Pass/Fail |
|---------|-----------------|--|-----------------------------------|-----------|
| 151 | 5755 | 36.60 | 0.5 | Pass |
| 159 | 5795 | 36.56 | 0.5 | Pass |



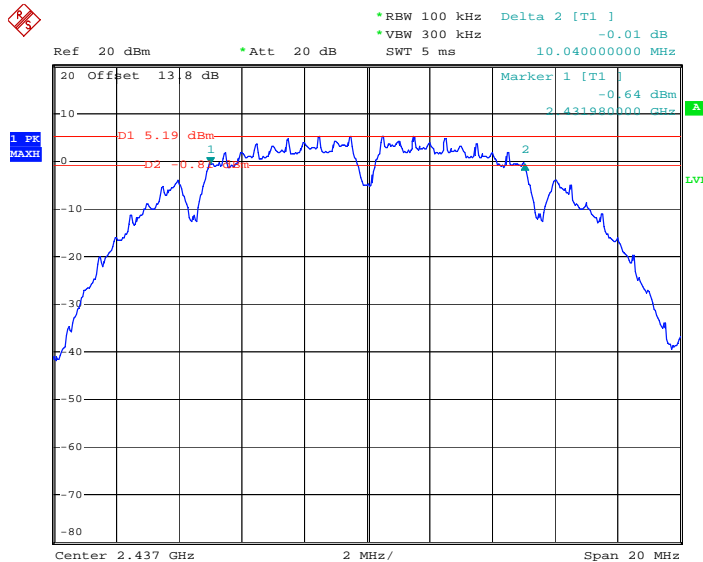
3.1.6 Test Result of 6dB Bandwidth Plots

6 dB Bandwidth Plot on 802.11b Channel 01



Date: 22.JAN.2013 22:42:50

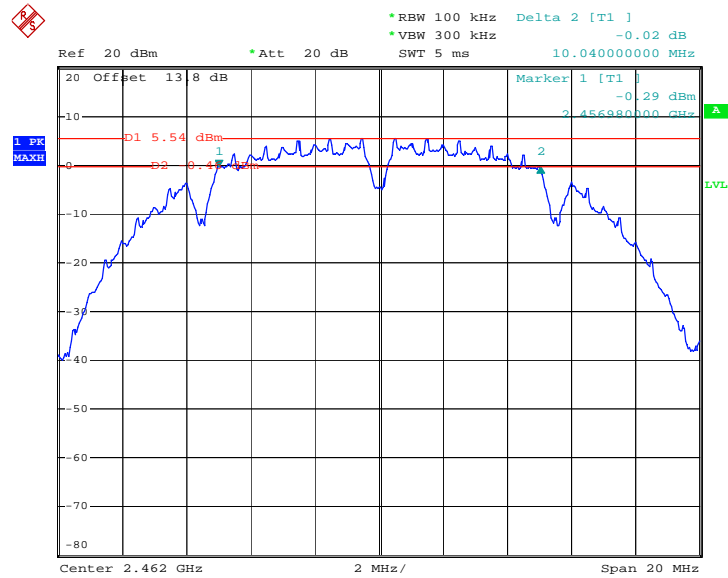
6 dB Bandwidth Plot on 802.11b Channel 06



Date: 22.JAN.2013 22:48:45

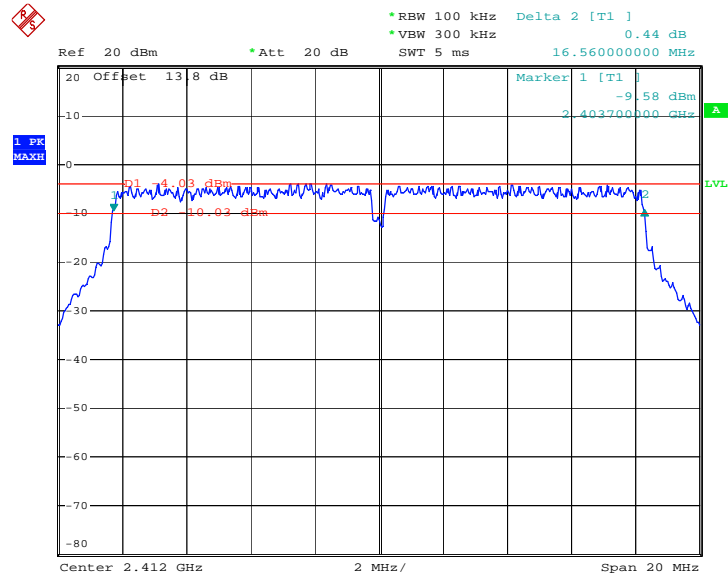


6 dB Bandwidth Plot on 802.11b Channel 11



Date: 22.JAN.2013 22:52:22

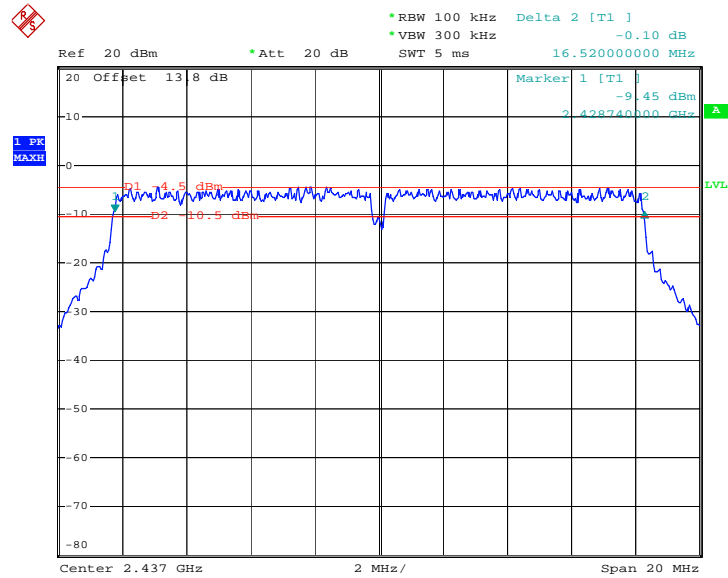
6 dB Bandwidth Plot on 802.11g Channel 01



Date: 22.JAN.2013 22:57:18

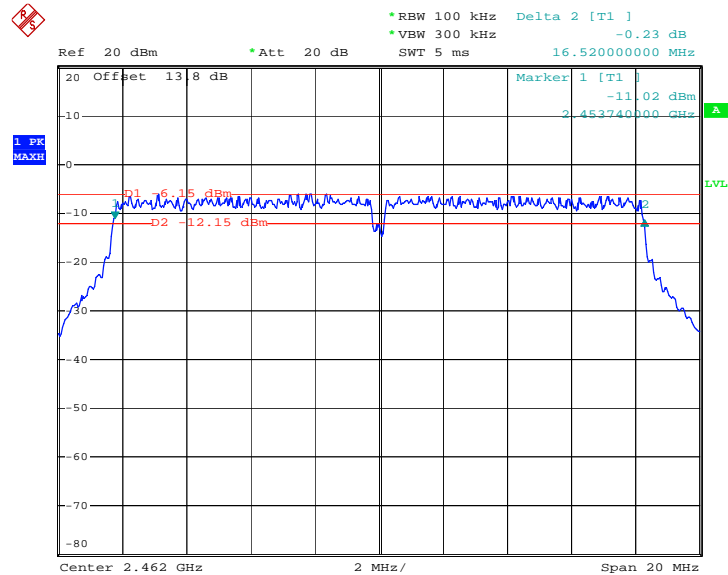


6 dB Bandwidth Plot on 802.11g Channel 06



Date: 22.JAN.2013 23:00:15

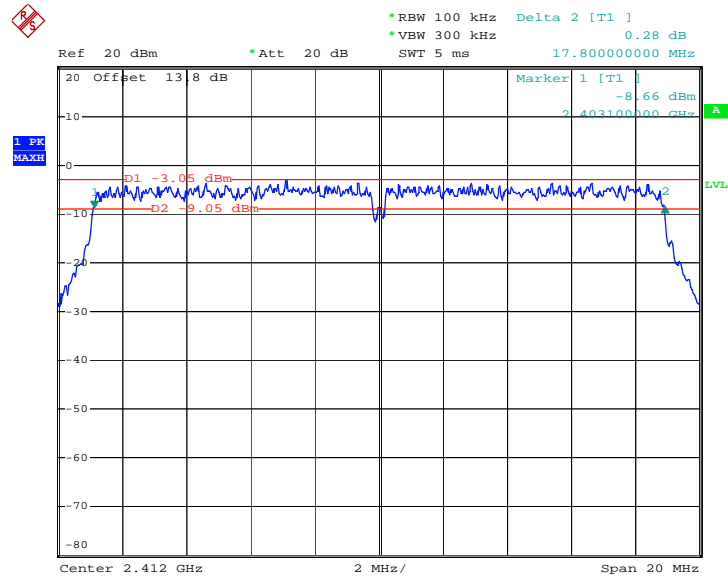
6 dB Bandwidth Plot on 802.11g Channel 11



Date: 22.JAN.2013 23:07:08

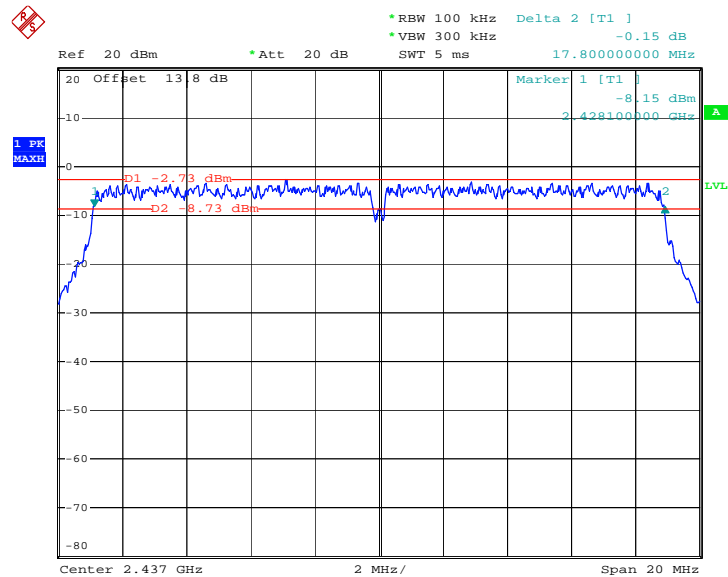


6 dB Bandwidth Plot on 2.4GHz 802.11n HT20 Channel 01



Date: 22.JAN.2013 23:17:39

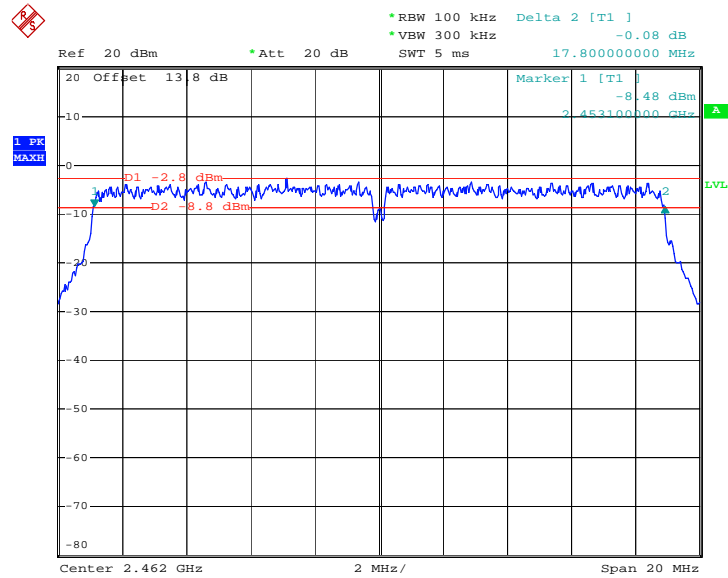
6 dB Bandwidth Plot on 2.4GHz 802.11n HT20 Channel 06



Date: 22.JAN.2013 23:21:30

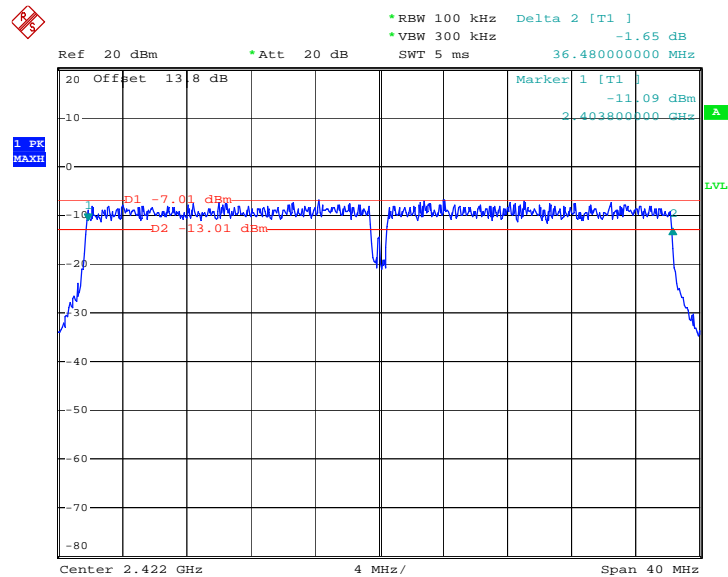


6 dB Bandwidth Plot on 2.4GHz 802.11n HT20 Channel 11



Date: 22.JAN.2013 23:24:01

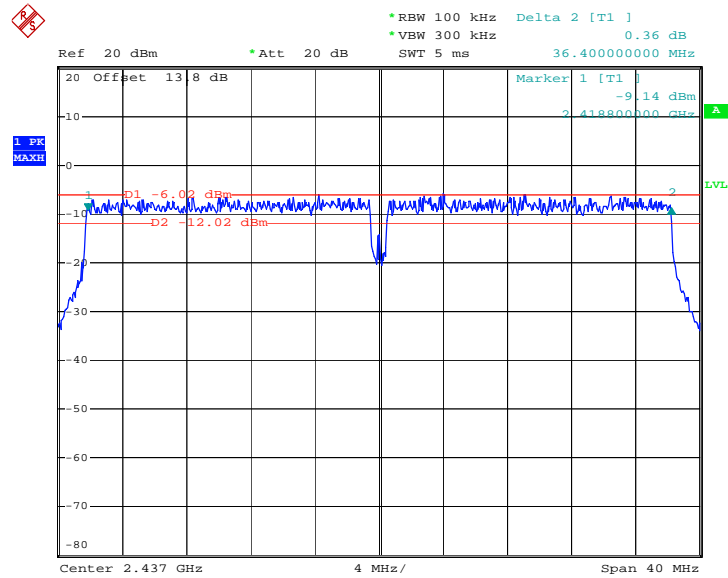
6 dB Bandwidth Plot on 2.4GHz 802.11n HT40 Channel 03



Date: 22.JAN.2013 23:37:53

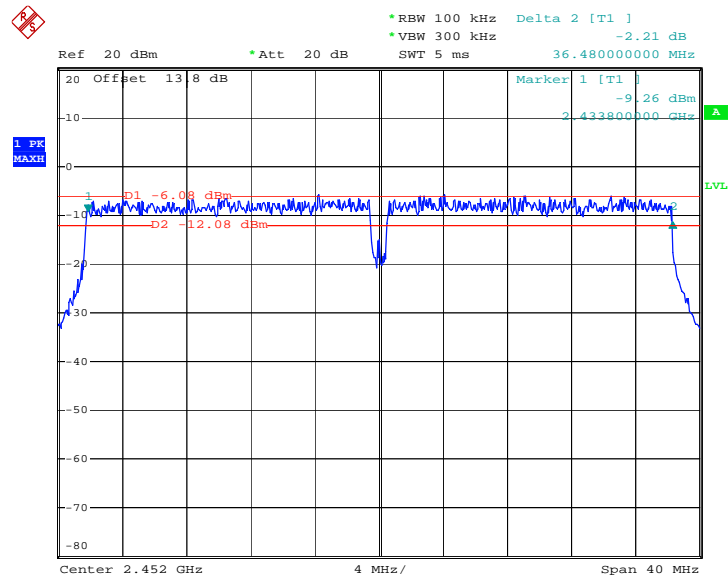


6 dB Bandwidth Plot on 2.4GHz 802.11n HT40 Channel 06



Date: 22.JAN.2013 23:40:35

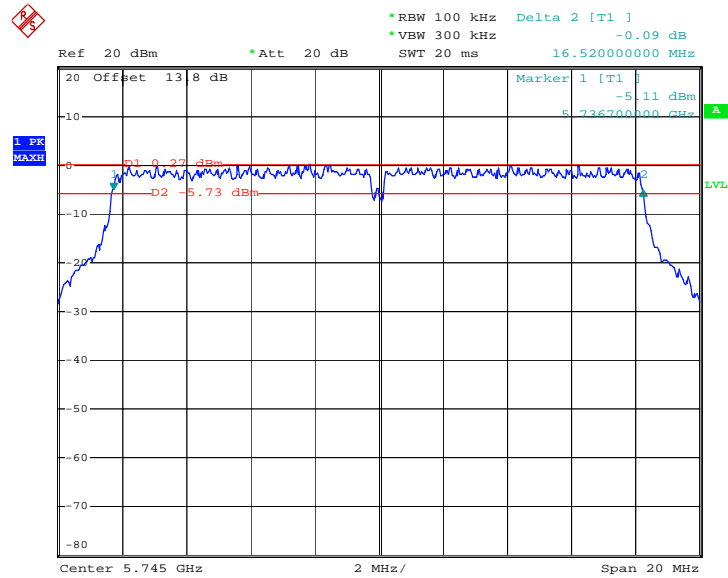
6 dB Bandwidth Plot on 2.4GHz 802.11n HT40 Channel 09



Date: 22.JAN.2013 23:43:53

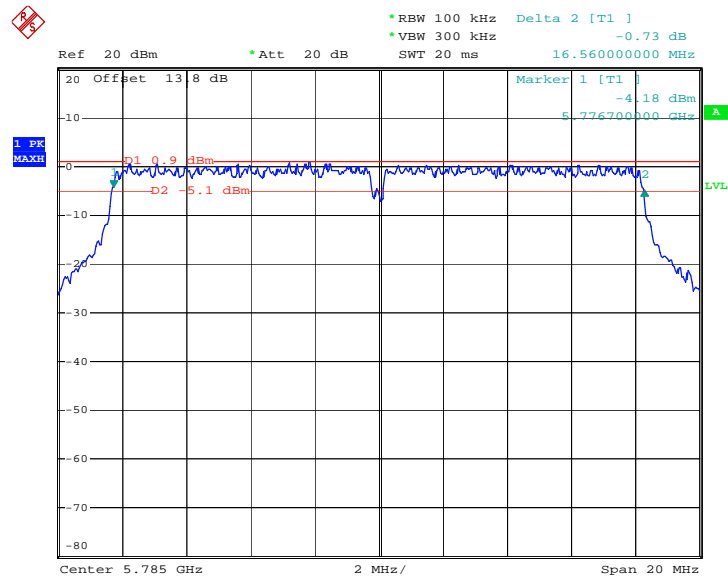


6 dB Bandwidth Plot on 802.11a Channel 149



Date: 30.JAN.2013 02:17:33

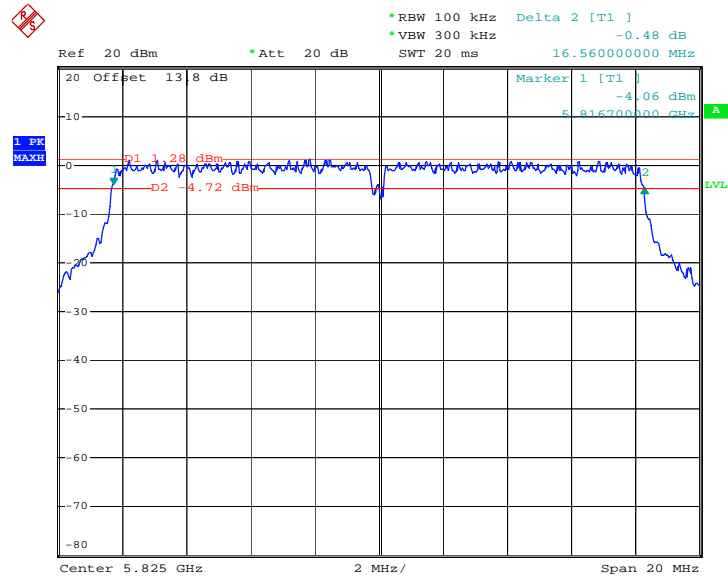
6 dB Bandwidth Plot on 802.11a Channel 157



Date: 30.JAN.2013 02:05:34

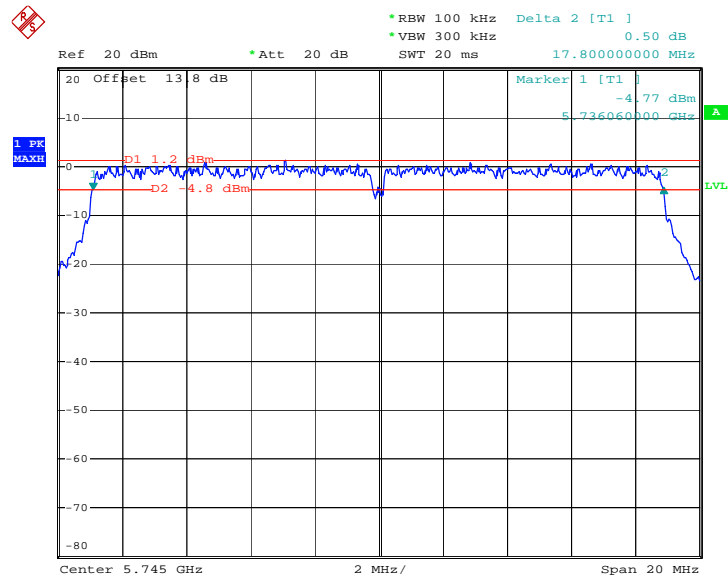


6 dB Bandwidth Plot on 802.11a Channel 165



Date: 30.JAN.2013 02:08:48

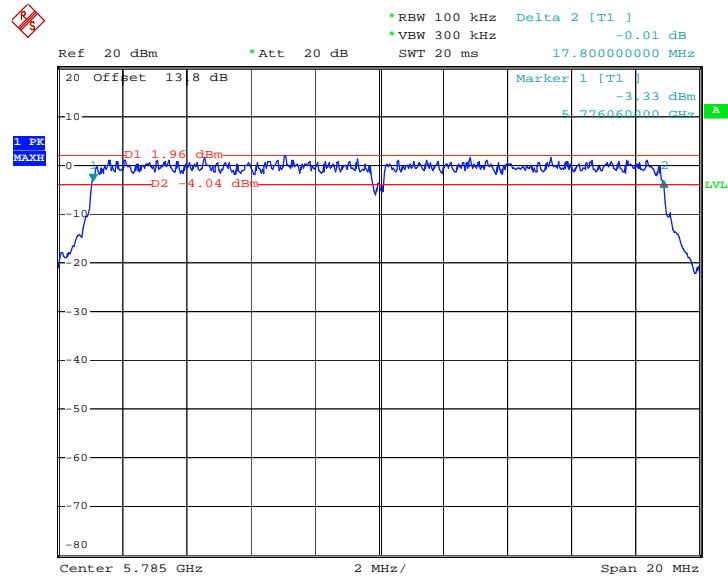
6 dB Bandwidth Plot on 5GHz 802.11n HT20 Channel 149



Date: 30.JAN.2013 02:22:00

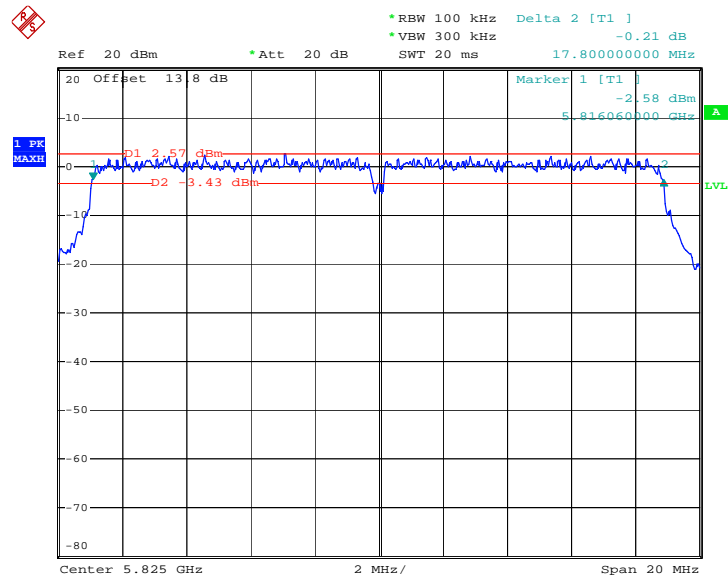


6 dB Bandwidth Plot on 5GHz 802.11n HT20 Channel 157



Date: 30.JAN.2013 02:26:12

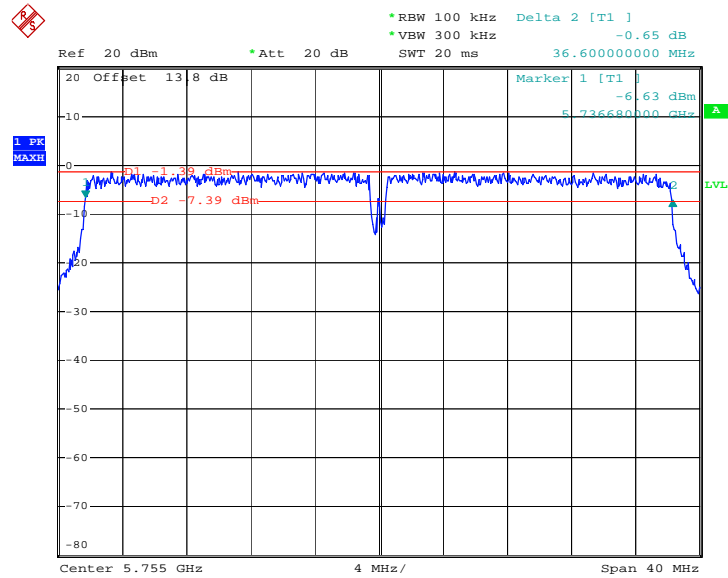
6 dB Bandwidth Plot on 5GHz 802.11n HT20 Channel 165



Date: 30.JAN.2013 02:31:15

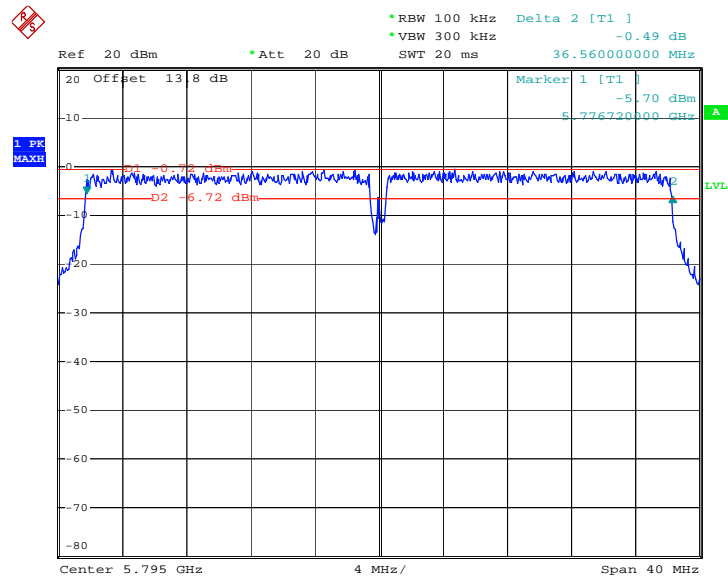


6 dB Bandwidth Plot on 5GHz 802.11n HT40 Channel 151



Date: 30.JAN.2013 02:34:06

6 dB Bandwidth Plot on 5GHz 802.11n HT40 Channel 159



Date: 30.JAN.2013 02:37:01

3.2 Output Power Measurement

3.2.1 Limit of Output Power

For systems using digital modulation in the 2400-2483.5MHz and 5725-5850MHz, the limit for peak output power is 30dBm. If transmitting Antenna of directional gain greater than 6dBi are used the peak output power from the intentional radiator shall be reduced below the above stated value by the amount in dB that the directional gain of the Antenna exceeds 6 dBi. In case of point-to-point operation, the limit has to be reduced by 1dB for every 3dB that the directional gain of the Antenna exceeds 6dBi.

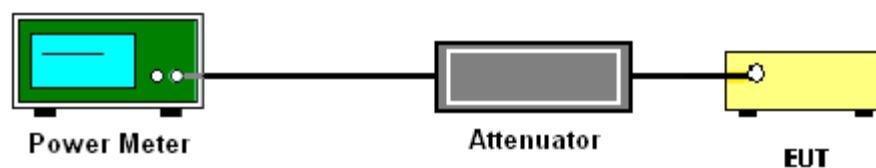
3.2.2 Measuring Instruments

See list of measuring instruments of this test report.

3.2.3 Test Procedures

1. The testing follows the Measurement Procedure of FCC KDB No. 558074 DTS D01 Meas. Guidance v02.
2. The RF output of EUT was connected to the spectrum analyzer by RF cable and attenuator. The path loss was compensated to the results for each measurement.
3. Set to the maximum power setting and enable the EUT transmit continuously.
4. Measure the conducted output power and record the results in the test report.

3.2.4 Test Setup



3.2.5 Test Result of Peak Output Power

| | | | |
|-----------------|---------|---------------------|---------|
| Test Mode : | 802.11b | Temperature : | 20~21°C |
| Test Engineer : | Zhi Lu | Relative Humidity : | 40~41% |

| Channel | Frequency (MHz) | 802.11b Peak Output Power (dBm) | Max. Limits (dBm) | Pass/Fail |
|---------|-----------------|---------------------------------|-------------------|-----------|
| 01 | 2412 | 17.96 | 30 | Pass |
| 06 | 2437 | 18.62 | 30 | Pass |
| 11 | 2462 | 18.23 | 30 | Pass |

| | | | |
|-----------------|---------|---------------------|---------|
| Test Mode : | 802.11g | Temperature : | 20~21°C |
| Test Engineer : | Zhi Lu | Relative Humidity : | 40~41% |

| Channel | Frequency (MHz) | 802.11g Peak Output Power (dBm) | Max. Limits (dBm) | Pass/Fail |
|---------|-----------------|---------------------------------|-------------------|-----------|
| 01 | 2412 | 19.23 | 30 | Pass |
| 06 | 2437 | 20.05 | 30 | Pass |
| 11 | 2462 | 20.12 | 30 | Pass |

| | | | |
|-----------------|--------------|---------------------|---------|
| Test Mode : | 802.11n HT20 | Temperature : | 20~21°C |
| Test Engineer : | Zhi Lu | Relative Humidity : | 40~41% |

| Channel | Frequency (MHz) | 2.4GHz 802.11n HT20 Peak Output Power (dBm) | Max. Limits (dBm) | Pass/Fail |
|---------|-----------------|---|-------------------|-----------|
| 01 | 2412 | 19.17 | 30 | Pass |
| 06 | 2437 | 20.27 | 30 | Pass |
| 11 | 2462 | 20.33 | 30 | Pass |

| | | | |
|-----------------|--------------|---------------------|---------|
| Test Mode : | 802.11n HT40 | Temperature : | 20~21°C |
| Test Engineer : | Zhi Lu | Relative Humidity : | 40~41% |

| Channel | Frequency (MHz) | 2.4GHz 802.11n HT40 Peak Output Power (dBm) | Max. Limits (dBm) | Pass/Fail |
|---------|-----------------|---|-------------------|-----------|
| 03 | 2422 | 18.02 | 30 | Pass |
| 06 | 2437 | 19.21 | 30 | Pass |
| 09 | 2452 | 20.29 | 30 | Pass |



| | | | |
|-----------------|----------|---------------------|---------|
| Test Mode : | 802.11 a | Temperature : | 20~21°C |
| Test Engineer : | Zhi Lu | Relative Humidity : | 40~41% |

| Channel | Frequency (MHz) | 802.11a Peak Output Power (dBm) | Max. Limits (dBm) | Pass/Fail |
|---------|-----------------|---------------------------------|-------------------|-----------|
| 149 | 5745 | 21.53 | 30 | Pass |
| 157 | 5785 | 21.46 | 30 | Pass |
| 165 | 5825 | 21.40 | 30 | Pass |

| | | | |
|-----------------|--------------|---------------------|---------|
| Test Mode : | 802.11n HT20 | Temperature : | 20~21°C |
| Test Engineer : | Zhi Lu | Relative Humidity : | 40~41% |

| Channel | Frequency (MHz) | 5GHz 802.11n HT20 Peak Output Power (dBm) | Max. Limits (dBm) | Pass/Fail |
|---------|-----------------|---|-------------------|-----------|
| 149 | 5745 | 20.86 | 30 | Pass |
| 157 | 5785 | 21.36 | 30 | Pass |
| 165 | 5825 | 21.66 | 30 | Pass |

| | | | |
|-----------------|--------------|---------------------|---------|
| Test Mode : | 802.11n HT40 | Temperature : | 20~21°C |
| Test Engineer : | Zhi Lu | Relative Humidity : | 40~41% |

| Channel | Frequency (MHz) | 5GHz 802.11n HT40 Peak Output Power (dBm) | Max. Limits (dBm) | Pass/Fail |
|---------|-----------------|---|-------------------|-----------|
| 151 | 5755 | 21.36 | 30 | Pass |
| 159 | 5795 | 21.39 | 30 | Pass |



3.2.6 Test Result of Average output Power (Reporting Only)

| | | | |
|-----------------|---------|---------------------|---------|
| Test Mode : | 802.11b | Temperature : | 20~21°C |
| Test Engineer : | Zhi Lu | Relative Humidity : | 40~41% |
| Duty Cycle: | 100% | Duty Factor: | 0.00dB |

| Channel | Frequency (MHz) | 802.11b Average Output Power (dBm) |
|---------|-----------------|------------------------------------|
| 01 | 2412 | 15.66 |
| 06 | 2437 | 16.96 |
| 11 | 2462 | 15.92 |

| | | | |
|-----------------|---------|---------------------|---------|
| Test Mode : | 802.11g | Temperature : | 20~21°C |
| Test Engineer : | Zhi Lu | Relative Humidity : | 40~41% |
| Duty Cycle: | 100% | Duty Factor: | 0.00dB |

| Channel | Frequency (MHz) | 802.11g Average Output Power (dBm) |
|---------|-----------------|------------------------------------|
| 01 | 2412 | 9.62 |
| 06 | 2437 | 10.65 |
| 11 | 2462 | 11.02 |

| | | | |
|-----------------|--------------|---------------------|---------|
| Test Mode : | 802.11n HT20 | Temperature : | 20~21°C |
| Test Engineer : | Zhi Lu | Relative Humidity : | 40~41% |
| Duty Cycle: | 100% | Duty Factor: | 0.00dB |

| Channel | Frequency (MHz) | 2.4GHz 802.11n HT20 Average Output Power (dBm) |
|---------|-----------------|--|
| 01 | 2412 | 10.12 |
| 06 | 2437 | 11.29 |
| 11 | 2462 | 11.47 |

| | | | |
|-----------------|--------------|---------------------|---------|
| Test Mode : | 802.11n HT40 | Temperature : | 20~21°C |
| Test Engineer : | Zhi Lu | Relative Humidity : | 40~41% |
| Duty Cycle: | 100% | Duty Factor: | 0.00dB |

| Channel | Frequency (MHz) | 2.4GHz 802.11n HT40 Average Output Power (dBm) |
|---------|-----------------|--|
| 03 | 2422 | 9.13 |
| 06 | 2437 | 10.17 |
| 09 | 2452 | 11.12 |



| | | | |
|-----------------|---------|---------------------|---------|
| Test Mode : | 802.11a | Temperature : | 20~21°C |
| Test Engineer : | Zhi Lu | Relative Humidity : | 40~41% |
| Duty Cycle: | 100% | Duty Factor: | 0.00dB |

| Channel | Frequency (MHz) | 5GHz 802.11a Average Output Power (dBm) |
|---------|-----------------|--|
| 149 | 5745 | 13.49 |
| 157 | 5785 | 14.40 |
| 165 | 5825 | 14.58 |

| | | | |
|-----------------|--------------|---------------------|---------|
| Test Mode : | 802.11n HT20 | Temperature : | 20~21°C |
| Test Engineer : | Zhi Lu | Relative Humidity : | 40~41% |
| Duty Cycle: | 100% | Duty Factor: | 0.00dB |

| Channel | Frequency (MHz) | 5GHz 802.11n HT20 Average Output Power (dBm) |
|---------|-----------------|---|
| 149 | 5745 | 12.79 |
| 157 | 5785 | 14.21 |
| 165 | 5825 | 14.43 |

| | | | |
|-----------------|--------------|---------------------|---------|
| Test Mode : | 802.11n HT40 | Temperature : | 20~21°C |
| Test Engineer : | Zhi Lu | Relative Humidity : | 40~41% |
| Duty Cycle: | 100% | Duty Factor: | 0.00dB |

| Channel | Frequency (MHz) | 5GHz 802.11n HT40 Average Output Power (dBm) |
|---------|-----------------|---|
| 151 | 5755 | 13.95 |
| 159 | 5795 | 14.38 |

3.3 Power Spectral Density Measurement

3.3.1 Limit of Power Spectral Density

The peak power spectral density shall not be greater than 8dBm in any 3KHz band at any time interval of continuous transmission.

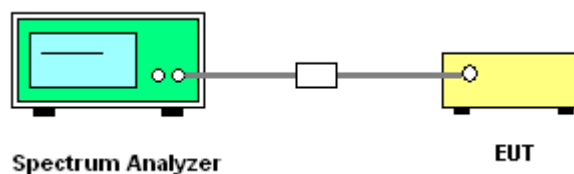
3.3.2 Measuring Instruments

See list of measuring instruments of this test report.

3.3.3 Test Procedures

1. The testing follows Measurement Procedure 9.1 Option 1 of FCC KDB Publication No. 558074 D01 DTS Meas. Guidance v02
2. The RF output of EUT was connected to the spectrum analyzer by RF cable and attenuator. The path loss was compensated to the results for each measurement.
3. Set to the maximum power setting and enable the EUT transmit continuously.
4. Make the measurement with the spectrum analyzer's resolution bandwidth (RBW) = 3 kHz. Video bandwidth VBW = 10 kHz In order to make an accurate measurement, set the span to 1.5 times DTS Channel Bandwidth. (6dB BW)
5. Detector = peak, Sweep time = auto couple, Trace mode = max hold, Allow trace to fully stabilize. Use the peak marker function to determine the maximum power level.
6. Measure and record the results in the test report.
7. The Measured power density (dBm)/ 100KHz is a reference level and used as 20dBc down limit line for Conducted Band Edges and Conducted Spurious Emission.

3.3.4 Test Setup



3.3.5 Test Result of Power Spectral Density

| | | | |
|-----------------|---------|---------------------|---------|
| Test Mode : | 802.11b | Temperature : | 20~21°C |
| Test Engineer : | Zhi Lu | Relative Humidity : | 40~41% |

| Channel | Frequency (MHz) | 802.11b Power Density | | Max. Limits (dBm/3KHz) | Pass/Fail |
|---------|-----------------|-----------------------|----------------|------------------------|-----------|
| | | PSD/100KHz (dBm) | PSD/3KHz (dBm) | | |
| 01 | 2412 | 4.50 | -13.69 | 8 | Pass |
| 06 | 2437 | 5.14 | -12.98 | 8 | Pass |
| 11 | 2462 | 5.41 | -12.75 | 8 | Pass |

| | | | |
|-----------------|---------|---------------------|---------|
| Test Mode : | 802.11g | Temperature : | 20~21°C |
| Test Engineer : | Zhi Lu | Relative Humidity : | 40~41% |

| Channel | Frequency (MHz) | 802.11g Power Density | | Max. Limits (dBm/3KHz) | Pass/Fail |
|---------|-----------------|-----------------------|----------------|------------------------|-----------|
| | | PSD/100KHz (dBm) | PSD/3KHz (dBm) | | |
| 01 | 2412 | -4.18 | -18.29 | 8 | Pass |
| 06 | 2437 | -4.72 | -18.70 | 8 | Pass |
| 11 | 2462 | -6.52 | -20.22 | 8 | Pass |

| | | | |
|-----------------|--------------|---------------------|---------|
| Test Mode : | 802.11n HT20 | Temperature : | 20~21°C |
| Test Engineer : | Zhi Lu | Relative Humidity : | 40~41% |

| Channel | Frequency (MHz) | 2.4GHz 802.11n HT20 Power Density | | Max. Limits (dBm/3KHz) | Pass/Fail |
|---------|-----------------|-----------------------------------|----------------|------------------------|-----------|
| | | PSD/100KHz (dBm) | PSD/3KHz (dBm) | | |
| 01 | 2412 | -3.37 | -14.33 | 8 | Pass |
| 06 | 2437 | -3.22 | -14.91 | 8 | Pass |
| 11 | 2462 | -3.46 | -15.34 | 8 | Pass |

| | | | |
|-----------------|--------------|---------------------|---------|
| Test Mode : | 802.11n HT40 | Temperature : | 20~21°C |
| Test Engineer : | Zhi Lu | Relative Humidity : | 40~41% |

| Channel | Frequency (MHz) | 2.4GHz 802.11n HT40 Power Density | | Max. Limits (dBm/3KHz) | Pass/Fail |
|---------|-----------------|-----------------------------------|----------------|------------------------|-----------|
| | | PSD/100KHz (dBm) | PSD/3KHz (dBm) | | |
| 03 | 2422 | -7.52 | -19.22 | 8 | Pass |
| 06 | 2437 | -6.30 | -18.88 | 8 | Pass |
| 09 | 2452 | -6.19 | -18.72 | 8 | Pass |



| | | | |
|-----------------|---------|---------------------|---------|
| Test Mode : | 802.11a | Temperature : | 20~21°C |
| Test Engineer : | Zhi Lu | Relative Humidity : | 40~41% |

| Channel | Frequency (MHz) | 5GHz 802.11a Power Density | | Max. Limits (dBm/3KHz) | Pass/Fail |
|---------|-----------------|----------------------------|----------------|------------------------|-----------|
| | | PSD/100KHz (dBm) | PSD/3KHz (dBm) | | |
| 149 | 5745 | -0.16 | -10.05 | 8 | Pass |
| 157 | 5785 | 0.43 | -10.73 | 8 | Pass |
| 165 | 5825 | 0.83 | -10.48 | 8 | Pass |

| | | | |
|-----------------|--------------|---------------------|---------|
| Test Mode : | 802.11n HT20 | Temperature : | 20~21°C |
| Test Engineer : | Zhi Lu | Relative Humidity : | 40~41% |

| Channel | Frequency (MHz) | 5GHz 802.11n HT20 Power Density | | Max. Limits (dBm/3KHz) | Pass/Fail |
|---------|-----------------|---------------------------------|----------------|------------------------|-----------|
| | | PSD/100KHz (dBm) | PSD/3KHz (dBm) | | |
| 149 | 5745 | 0.86 | -11.50 | 8 | Pass |
| 157 | 5785 | 1.34 | -11.05 | 8 | Pass |
| 165 | 5825 | 2.34 | -10.90 | 8 | Pass |

| | | | |
|-----------------|--------------|---------------------|---------|
| Test Mode : | 802.11n HT40 | Temperature : | 20~21°C |
| Test Engineer : | Zhi Lu | Relative Humidity : | 40~41% |

| Channel | Frequency (MHz) | 5GHz 802.11n HT40 Power Density | | Max. Limits (dBm/3KHz) | Pass/Fail |
|---------|-----------------|---------------------------------|----------------|------------------------|-----------|
| | | PSD/100KHz (dBm) | PSD/3KHz (dBm) | | |
| 151 | 5755 | -1.63 | -11.37 | 8 | Pass |
| 159 | 5795 | -1.21 | -11.30 | 8 | Pass |

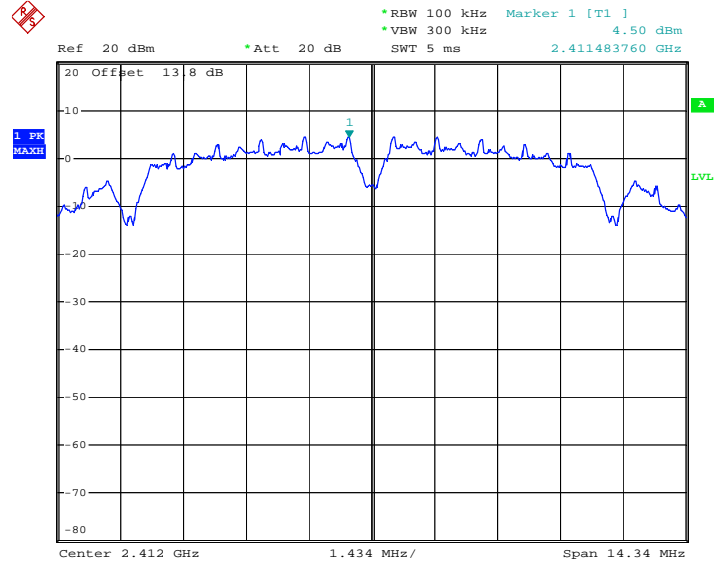
Note:

1. Measured power density (dBm) has offset with cable loss.
2. The Measured power density (dBm)/ 100KHz is reference level and used as 20dBc down for Conducted Band Edges and Conducted Spurious Emission limit line.



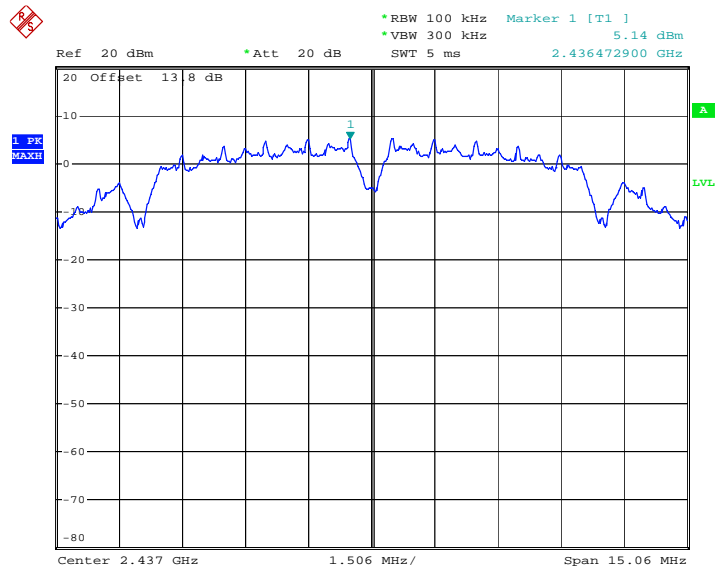
3.3.6 Test Result of Power Spectral Density Plots (100kHz)

PSD 100kHz Plot on 802.11b Channel 01



Date: 22.JAN.2013 22:43:20

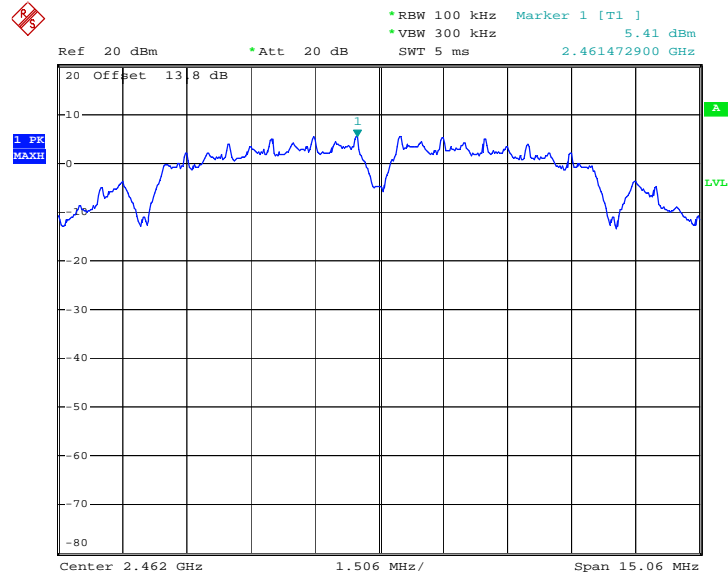
PSD 100kHz Plot on 802.11b Channel 06



Date: 22.JAN.2013 22:49:14

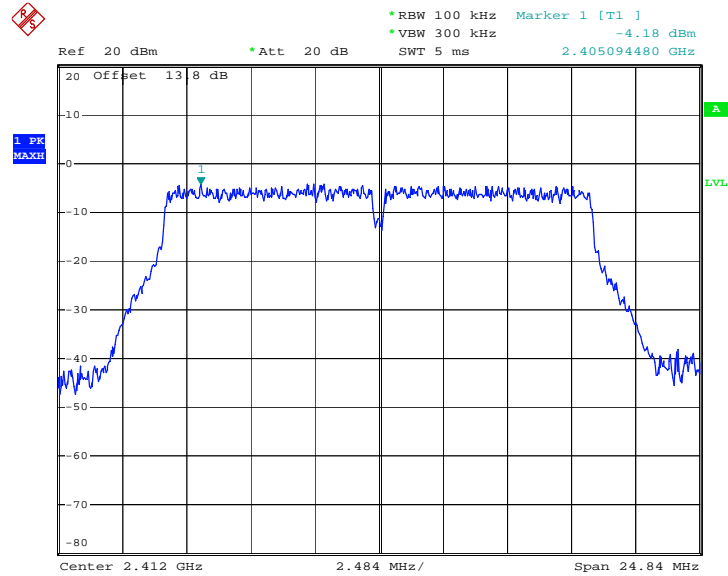


PSD 100kHz Plot on 802.11b Channel 11



Date: 22.JAN.2013 22:52:52

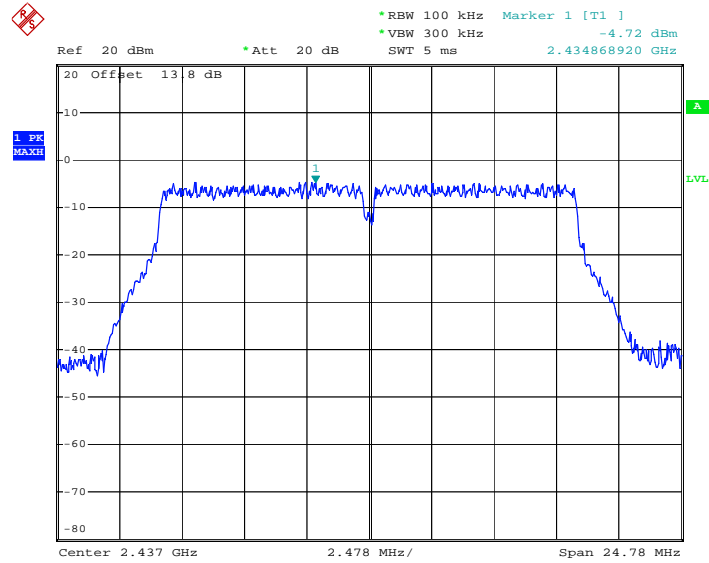
PSD 100kHz Plot on 802.11g Channel 01



Date: 22.JAN.2013 22:57:49

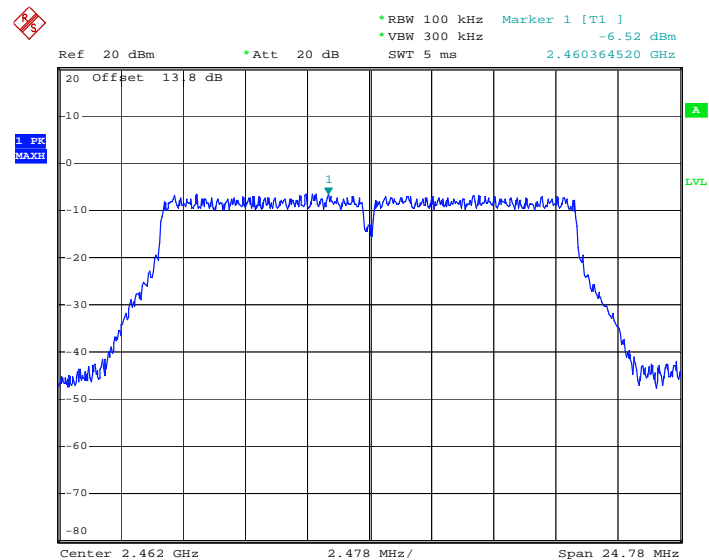


PSD 100kHz Plot 802.11g Channel 06



Date: 22.JAN.2013 23:00:46

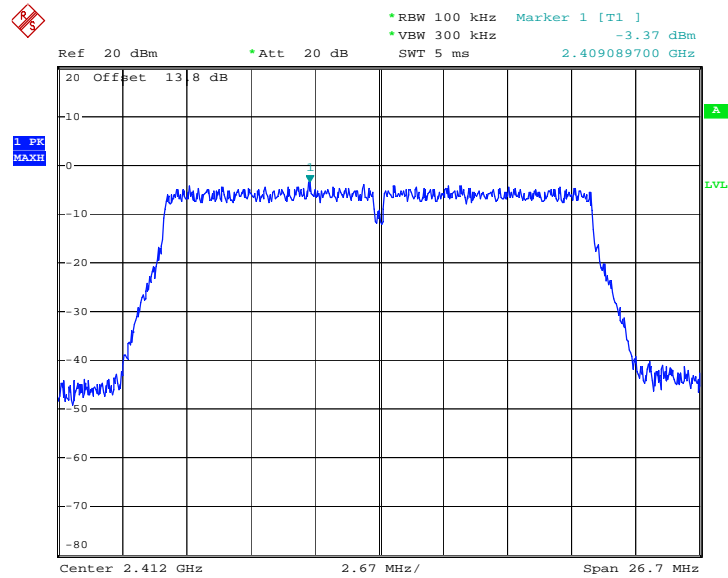
PSD 100kHz Plot 802.11g Channel 11



Date: 22.JAN.2013 23:07:39

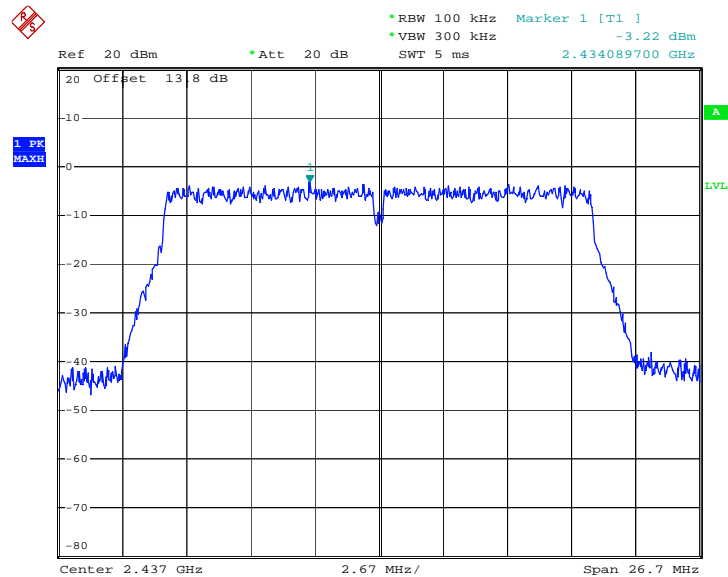


PSD 100kHz Plot on 2.4GHz 802.11n HT20 Channel 01



Date: 22.JAN.2013 23:18:10

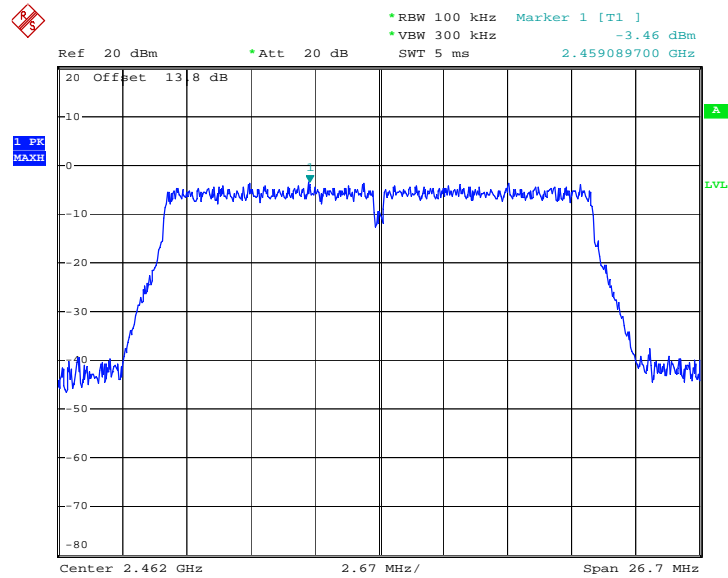
PSD 100kHz Plot on 2.4GHz 802.11n HT20 Channel 06



Date: 22.JAN.2013 23:22:01

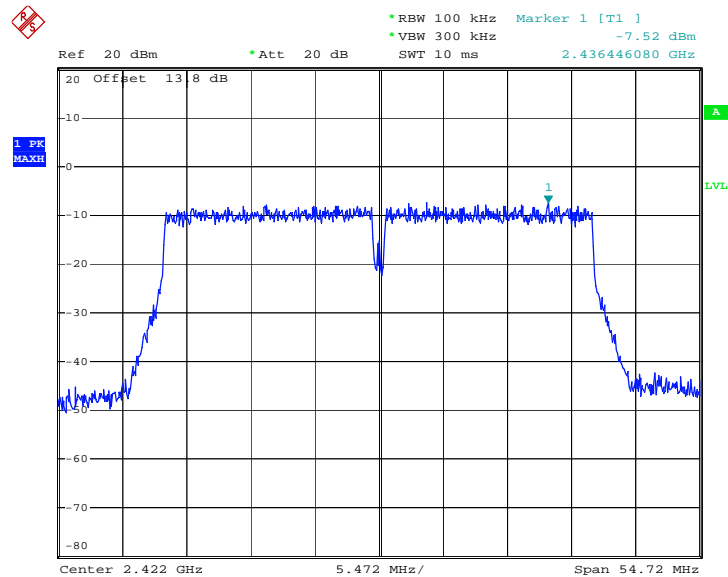


PSD 100kHz Plot on 2.4GHz 802.11n HT20 Channel 11



Date: 22.JAN.2013 23:24:32

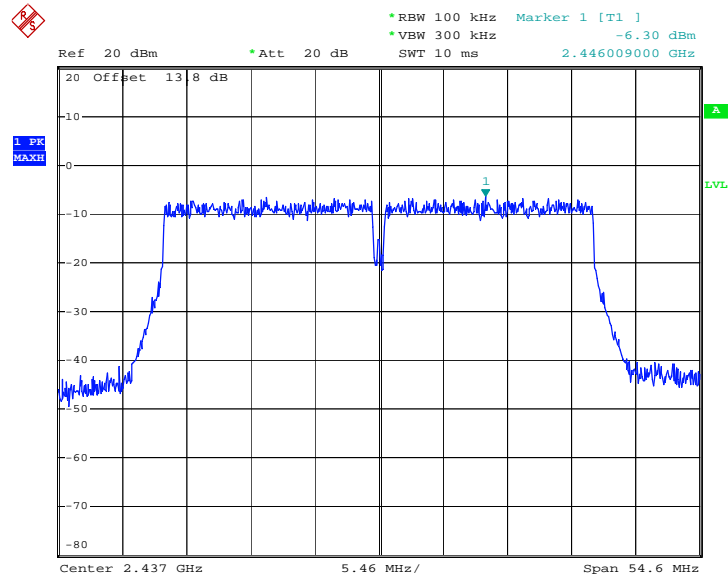
PSD 100kHz Plot on 2.4GHz 802.11n HT40 Channel 03



Date: 22.JAN.2013 23:38:27

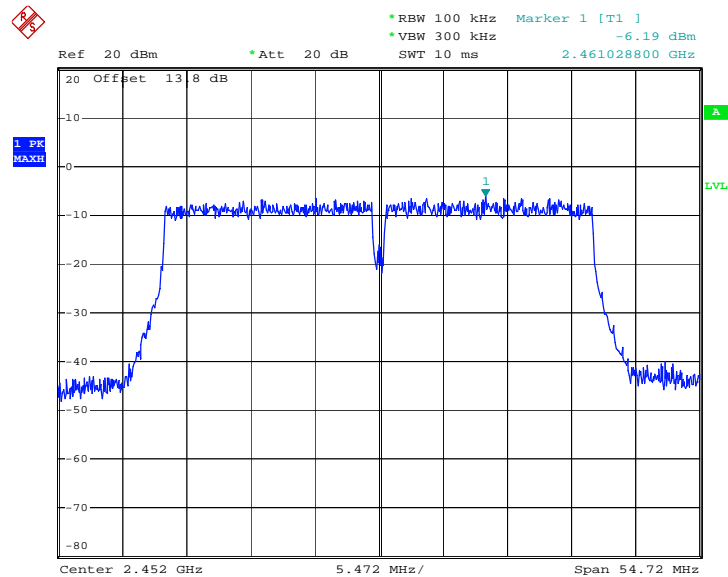


PSD 100kHz Plot on 2.4GHz 802.11n HT40 Channel 06



Date: 22.JAN.2013 23:41:09

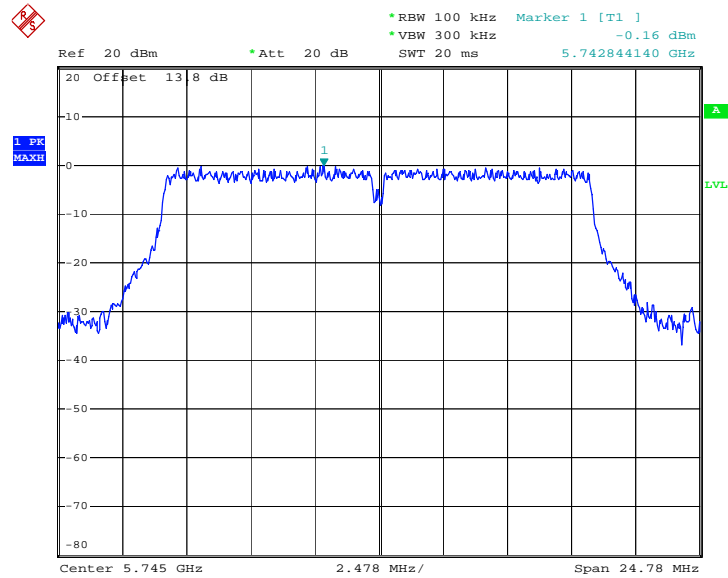
PSD 100kHz Plot on 2.4GHz 802.11n HT40 Channel 09



Date: 22.JAN.2013 23:44:27

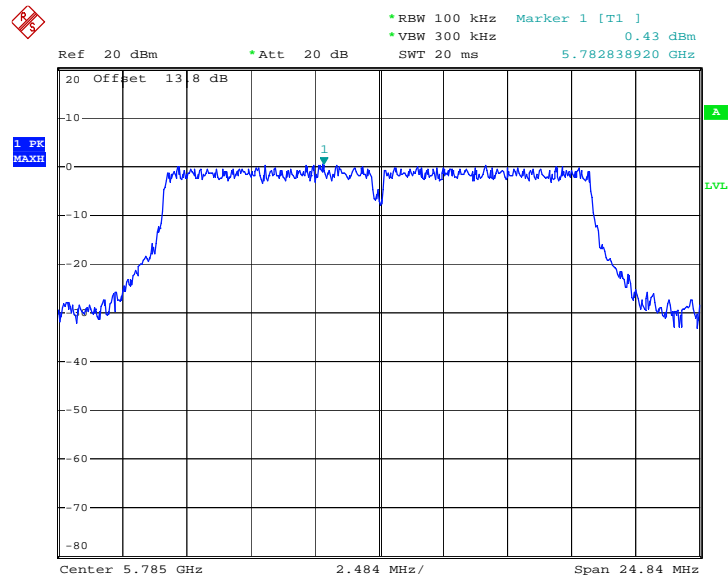


PSD 100kHz Plot on 802.11a Channel 149



Date: 30.JAN.2013 02:18:04

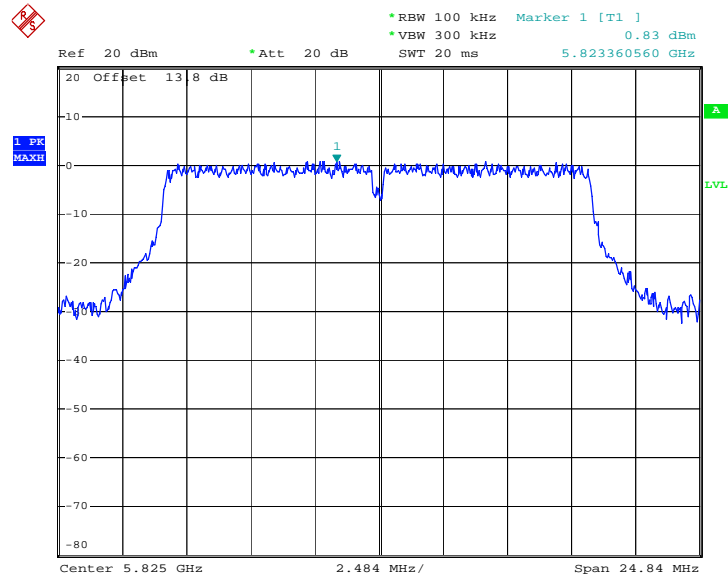
PSD 100kHz Plot on 802.11a Channel 157



Date: 30.JAN.2013 02:06:05

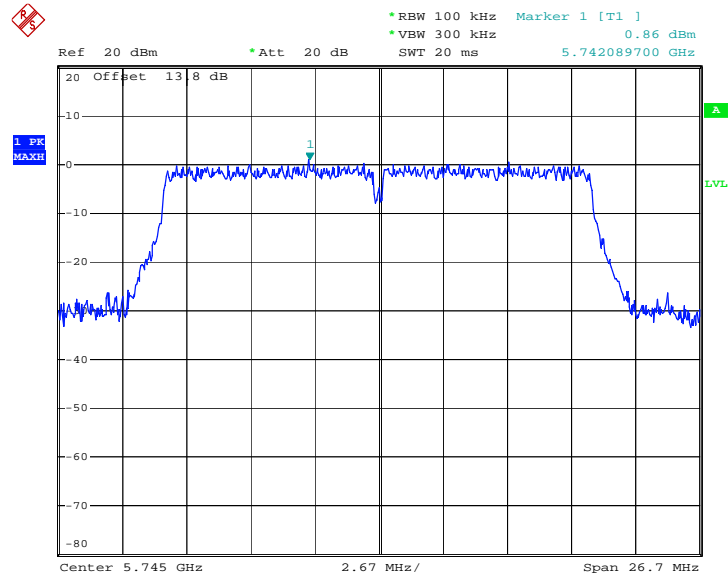


PSD 100kHz Plot on 802.11a Channel 165



Date: 30.JAN.2013 02:09:19

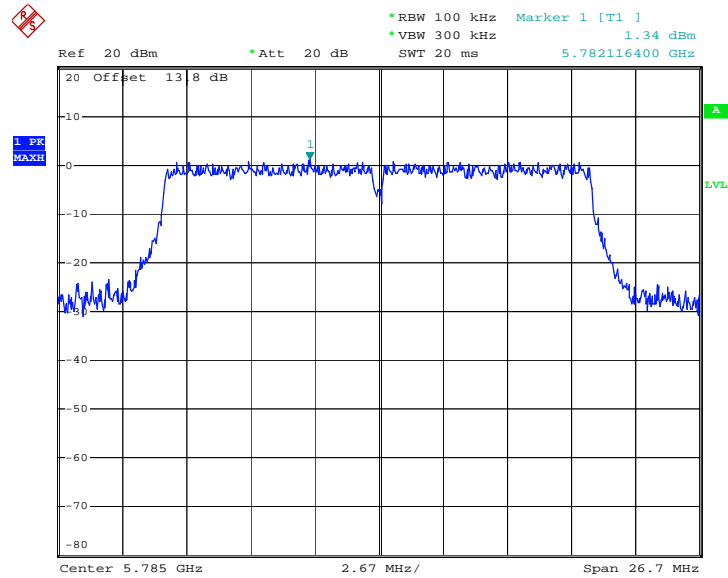
PSD 100kHz Plot on 5GHz 802.11n HT20 Channel 149



Date: 30.JAN.2013 02:22:31

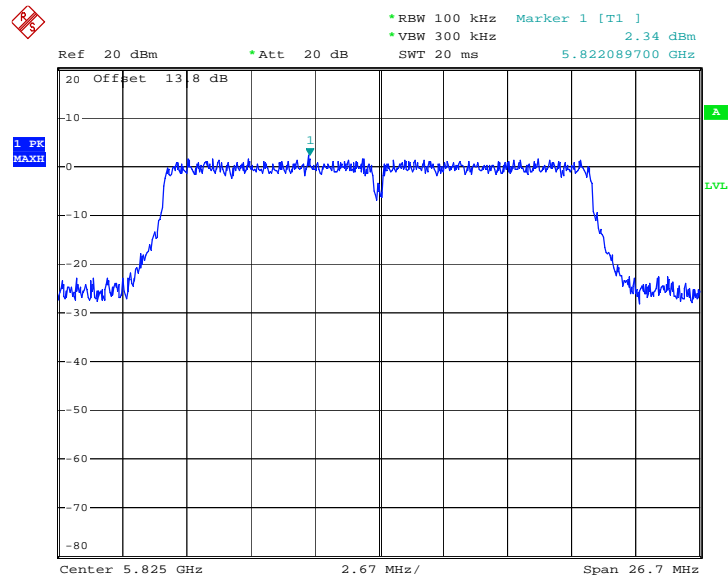


PSD 100kHz Plot on 5GHz 802.11n HT20 Channel 157



Date: 30.JAN.2013 02:26:43

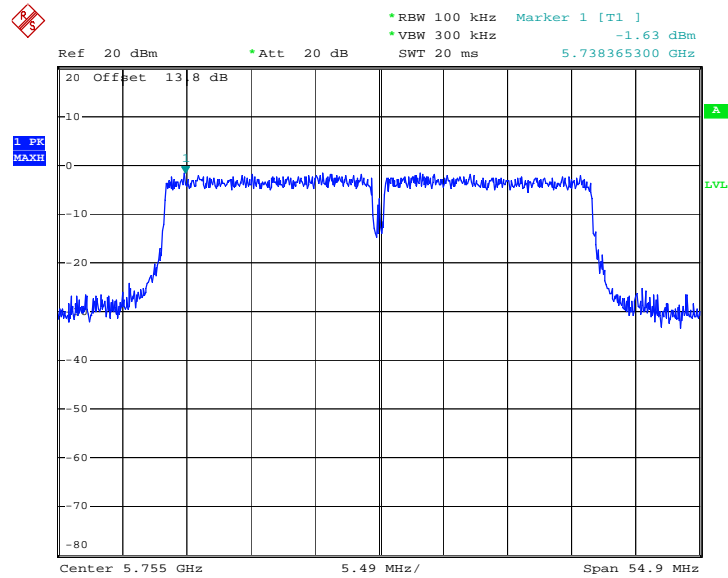
PSD 100kHz Plot on 5GHz 802.11n HT20 Channel 165



Date: 30.JAN.2013 02:31:46

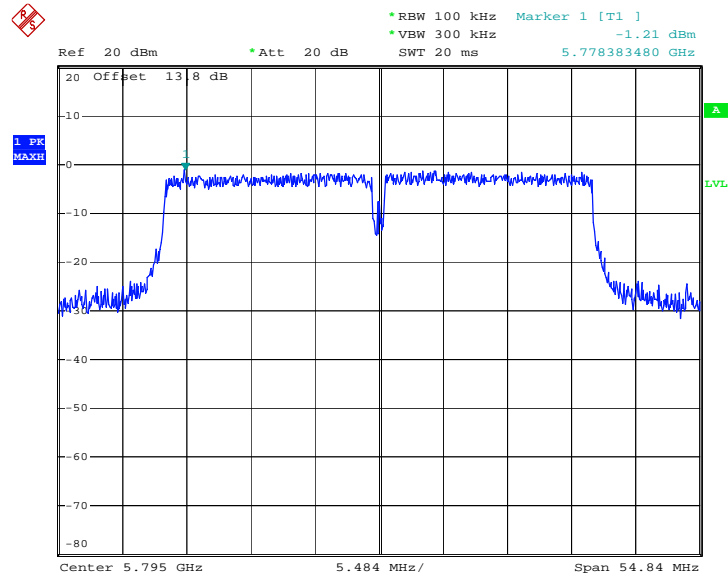


PSD 100kHz Plot on 5GHz 802.11n HT40 Channel 151



Date: 30.JAN.2013 02:34:40

PSD 100kHz Plot on 5GHz 802.11n HT40 Channel 159

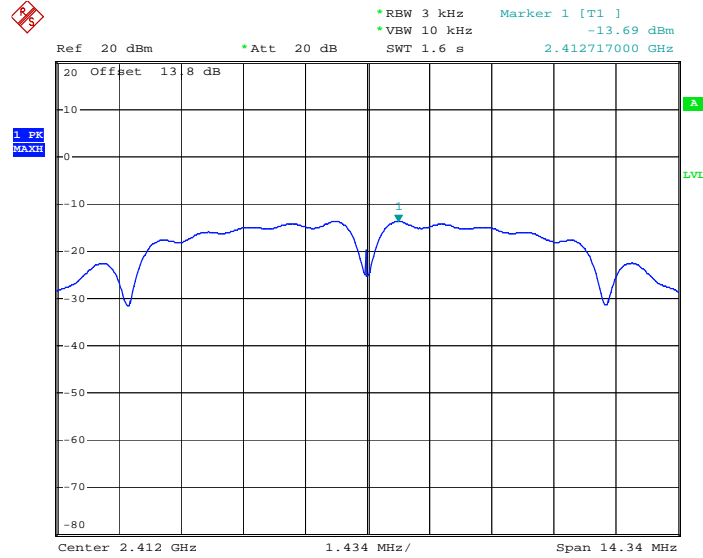


Date: 30.JAN.2013 02:37:35



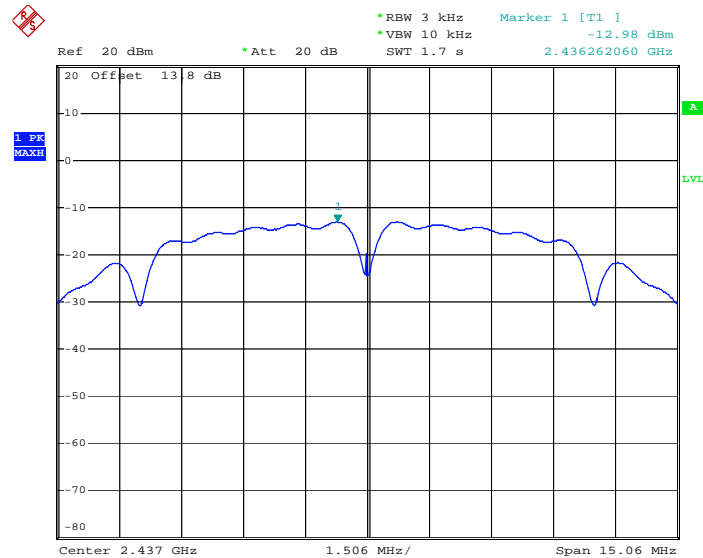
3.3.7 Test Result of Power Spectral Density Plots (3kHz)

PSD 3kHz Plot on 802.11b Channel 01



Date: 22.JAN.2013 22:43:10

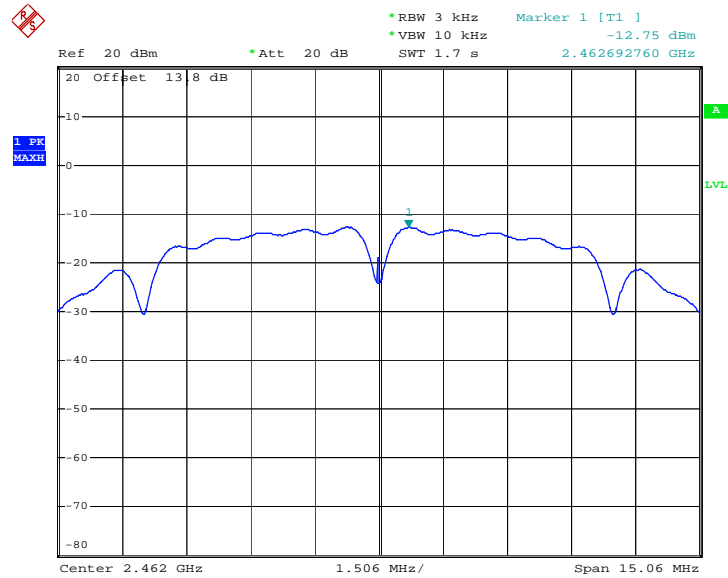
PSD 3kHz Plot on 802.11b Channel 06



Date: 22.JAN.2013 22:49:04

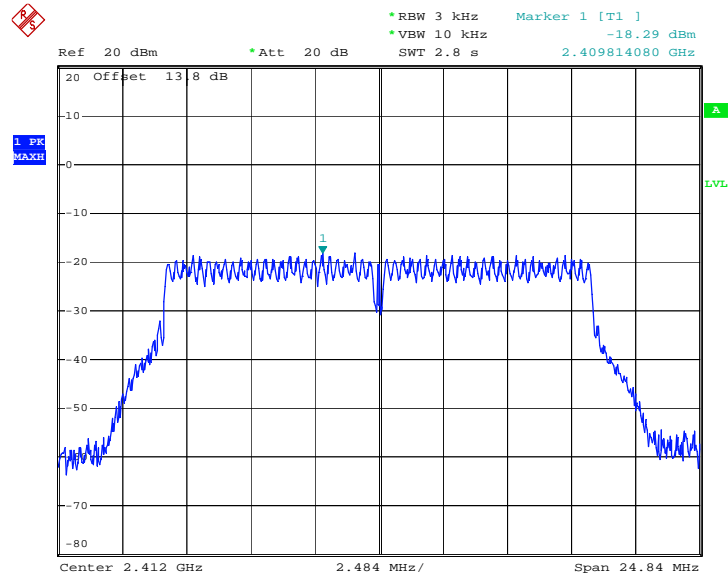


PSD 3kHz Plot on 802.11b Channel 11



Date: 22.JAN.2013 22:52:42

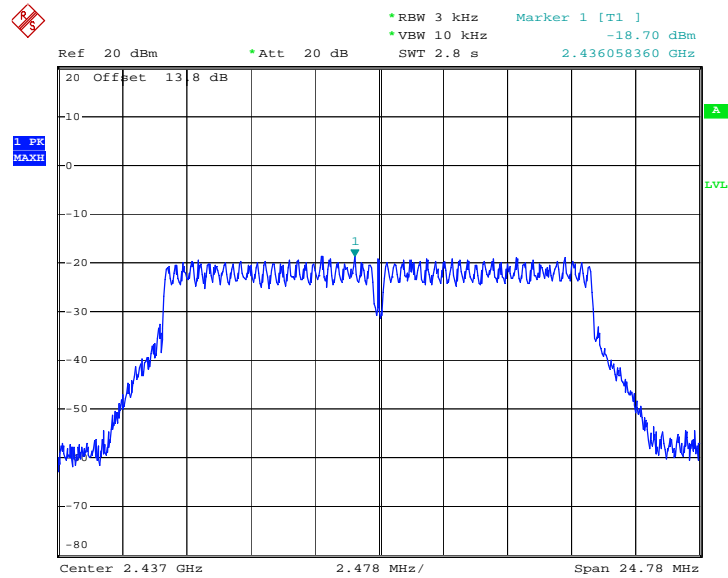
PSD 3kHz Plot on 802.11g Channel 01



Date: 22.JAN.2013 22:57:39

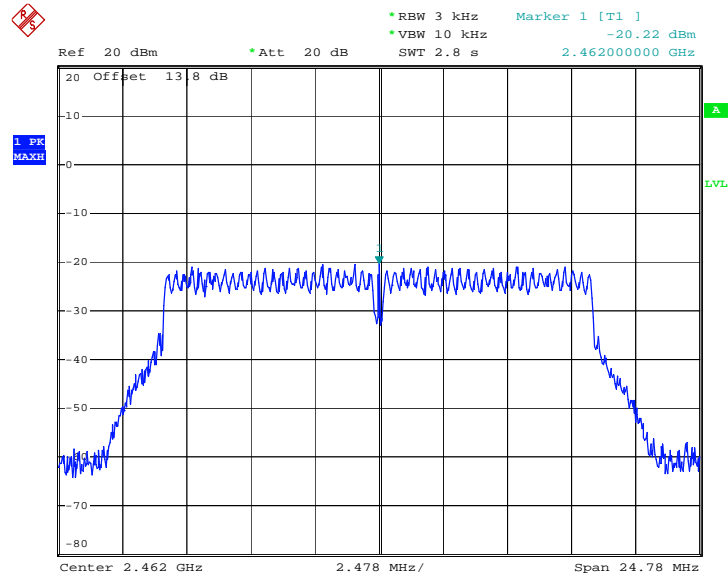


PSD 3kHz Plot on 802.11g Channel 06



Date: 22.JAN.2013 23:00:36

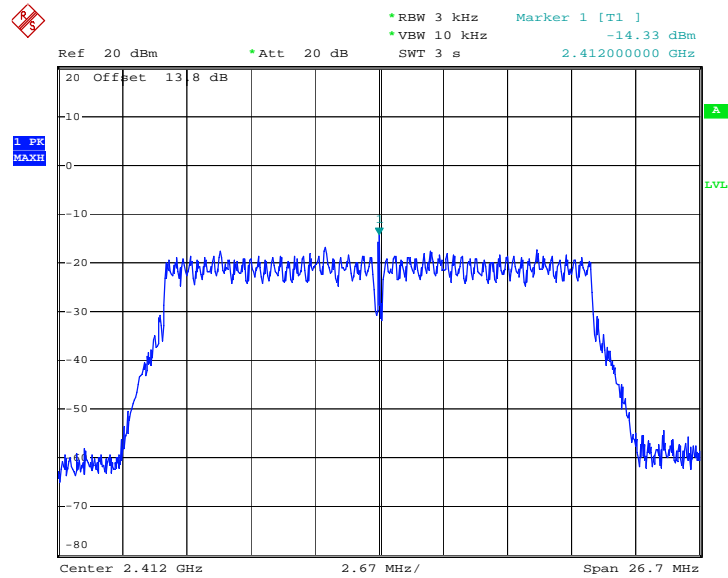
PSD 3kHz Plot on 802.11g Channel 11



Date: 22.JAN.2013 23:07:29

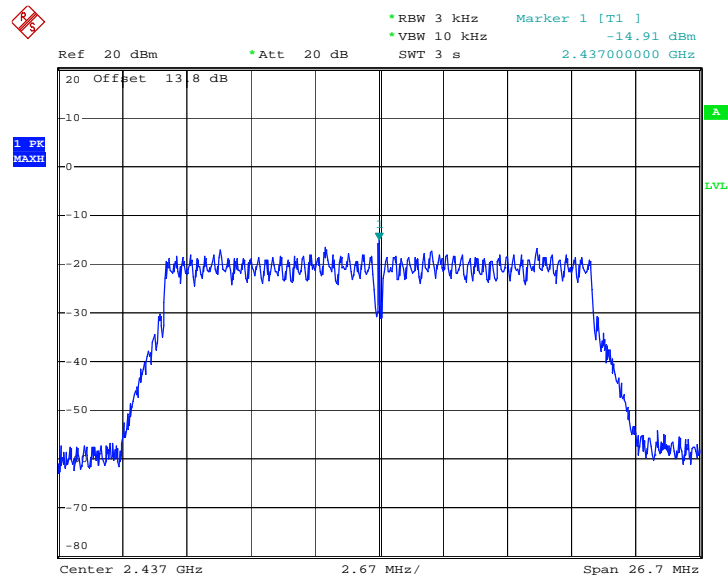


PSD 3kHz Plot on 2.4GHz 802.11n HT20 Channel 01



Date: 22.JAN.2013 23:18:00

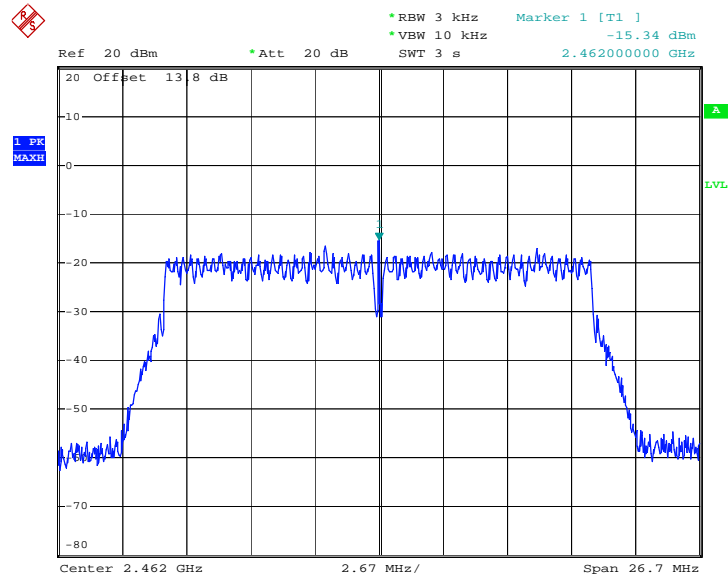
PSD 3kHz Plot on 2.4GHz 802.11n HT20 Channel 06



Date: 22.JAN.2013 23:21:51

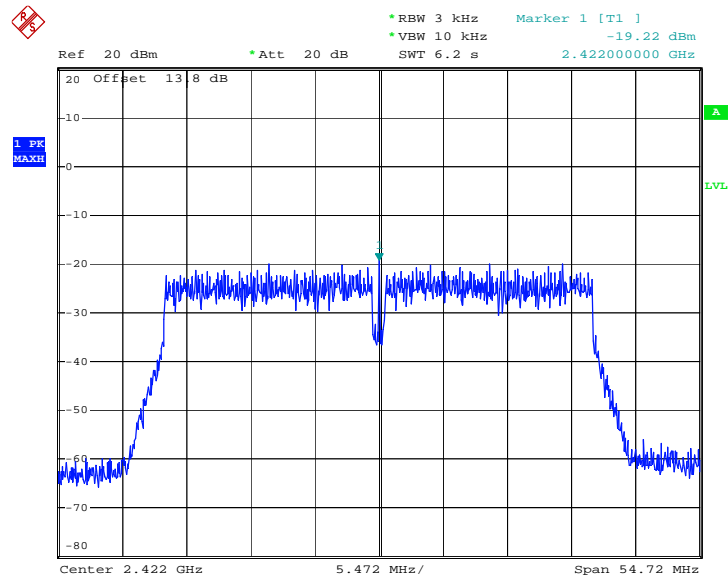


PSD 3kHz Plot on 2.4GHz 802.11n HT20 Channel 11



Date: 22.JAN.2013 23:24:22

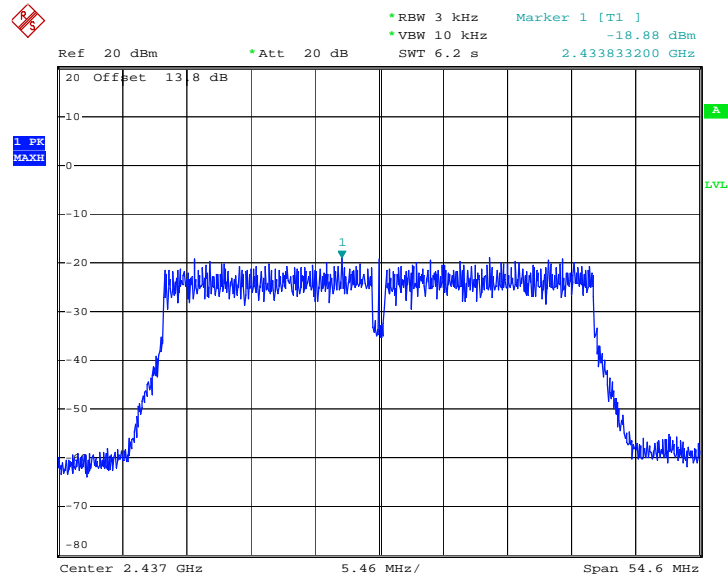
PSD 3kHz Plot on 2.4GHz 802.11n HT40 Channel 03



Date: 22.JAN.2013 23:38:17

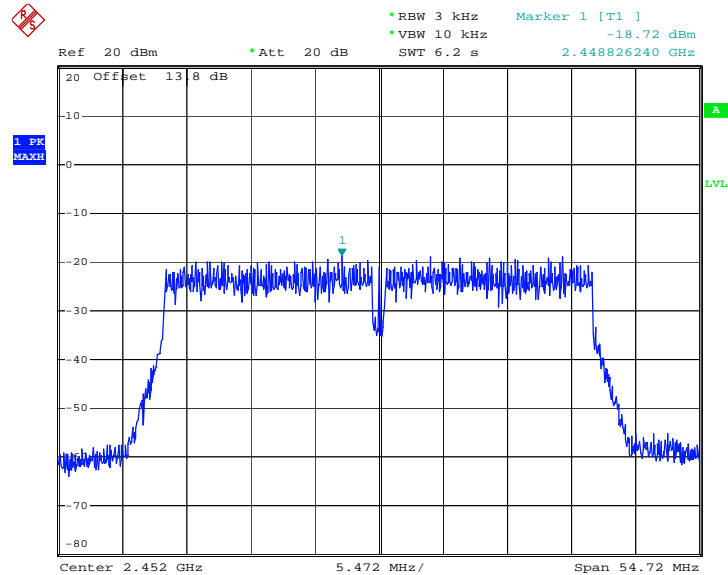


PSD 3kHz Plot on 2.4GHz 802.11n HT40 Channel 06



Date: 22.JAN.2013 23:40:59

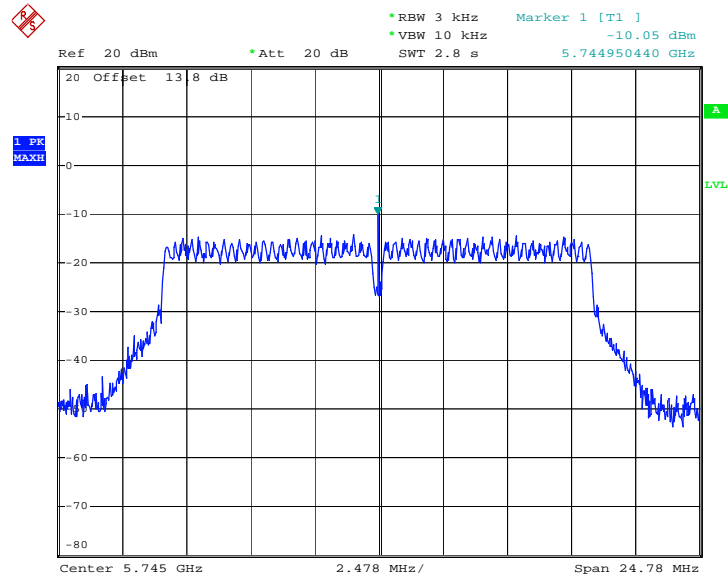
PSD 3kHz Plot on 2.4GHz 802.11n HT40 Channel 09



Date: 22.JAN.2013 23:44:17

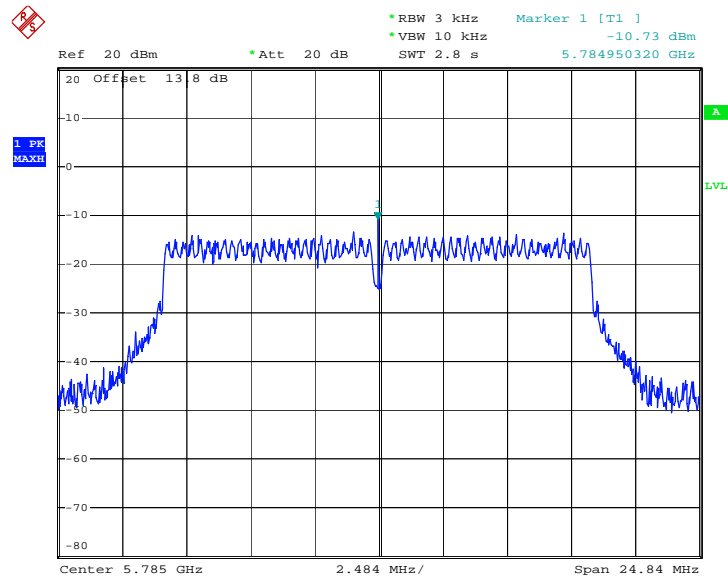


PSD 3kHz Plot on 802.11a Channel 149



Date: 30.JAN.2013 02:17:54

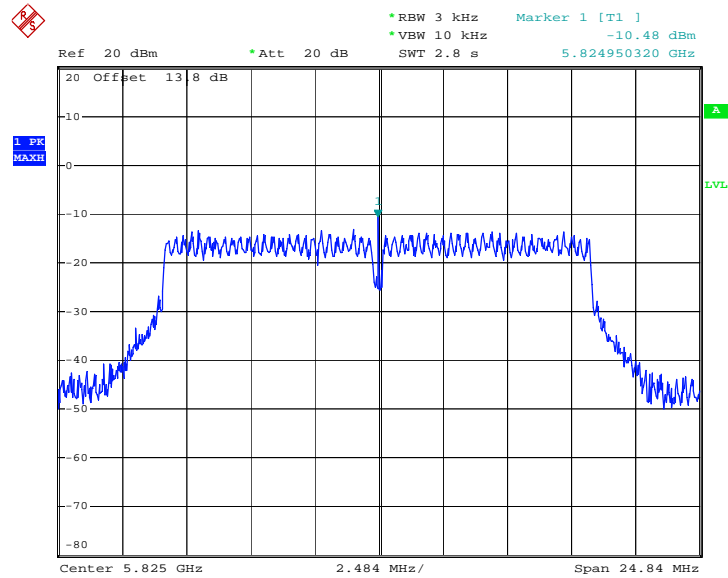
PSD 3kHz Plot on 802.11a Channel 157



Date: 30.JAN.2013 02:05:55

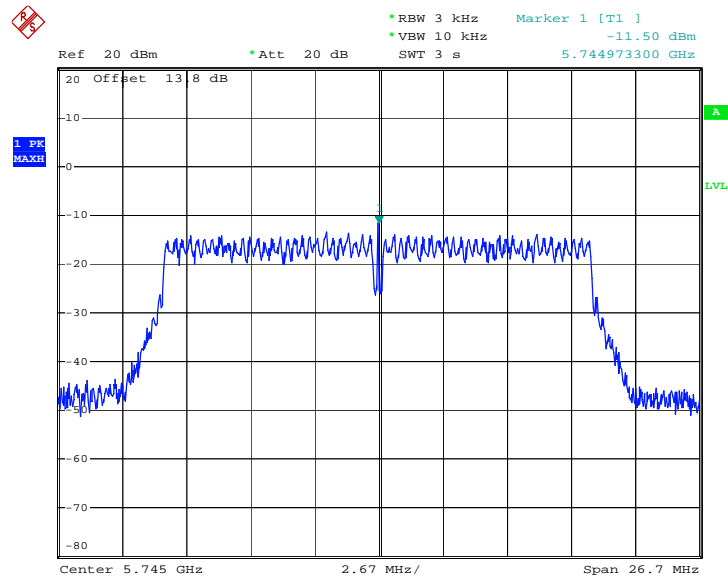


PSD 3kHz Plot on 802.11a Channel 165



Date: 30.JAN.2013 02:09:09

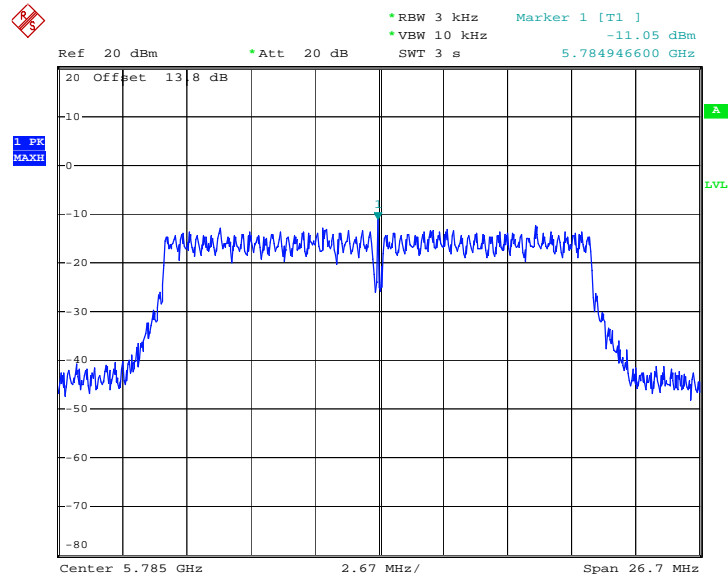
PSD 3kHz Plot on 5GHz 802.11n HT20 Channel 149



Date: 30.JAN.2013 02:22:21

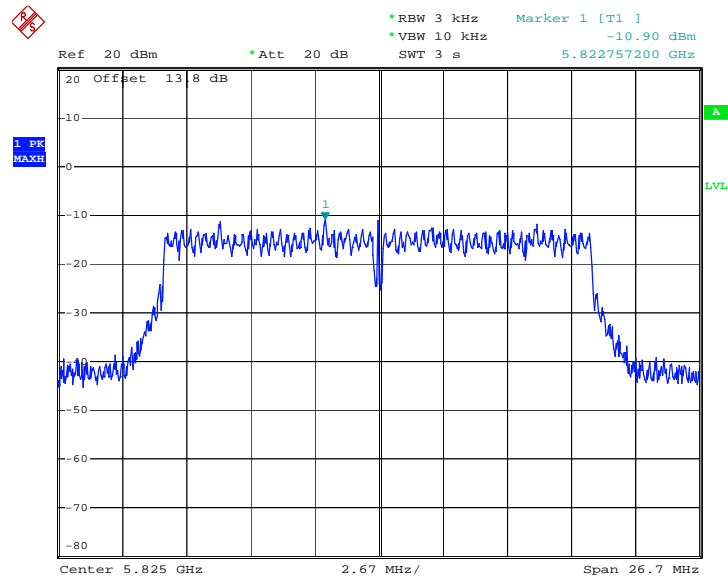


PSD 3kHz Plot on 5GHz 802.11n HT20 Channel 157



Date: 30.JAN.2013 02:26:33

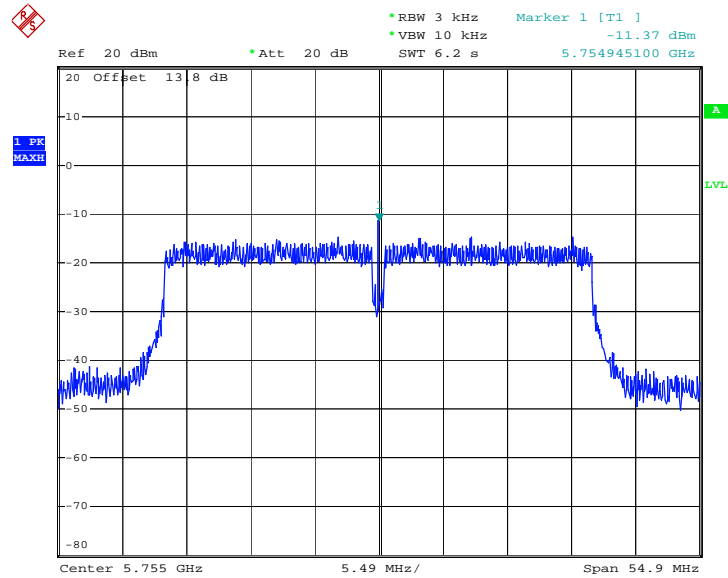
PSD 3kHz Plot on 5GHz 802.11n HT20 Channel 165



Date: 30.JAN.2013 02:31:36

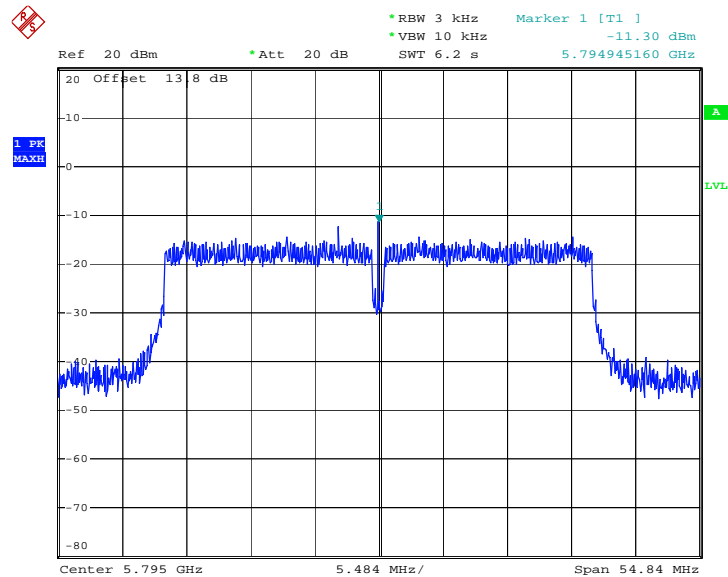


PSD 3kHz Plot on 5GHz 802.11n HT40 Channel 151



Date: 30.JAN.2013 02:34:30

PSD 3kHz Plot on 5GHz 802.11n HT40 Channel 159



Date: 30.JAN.2013 02:37:25

3.4 Conducted Band Edges and Spurious Emission Measurement

3.4.1 Limit of Conducted Band Edges and Spurious Emission Measurement

In any 100 kHz bandwidth outside of the authorized frequency band, the emissions which fall in the non-restricted bands shall be attenuated at least 20 dB / 30dB relative to the maximum PSD level in 100 kHz by RF conducted measurement and radiated emissions which fall in the restricted bands, as defined in Section 15.205(a), must also comply with the radiated emission limits specified in Section 15.209(a).

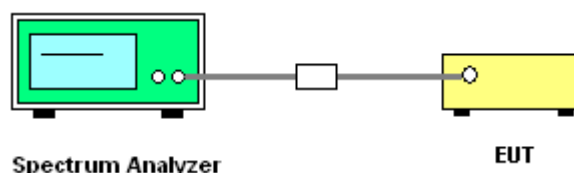
3.4.2 Measuring Instruments

See list of measuring instruments of this test report.

3.4.3 Test Procedures

1. The testing follows FCC KDB Publication No. 558074 D01 DTS Meas. Guidance v02.
2. The RF output of EUT was connected to the spectrum analyzer by RF cable and attenuator. The path loss was compensated to the results for each measurement.
3. Set to the maximum power setting and enable the EUT transmit continuously.
4. Set RBW = 100 KHz, VBW=300 KHz, Peak Detector. Unwanted Emissions measured in any 100 kHz bandwidth outside of the authorized frequency band shall be attenuated by at least 20 dB relative to the maximum in-band peak PSD level in 100 kHz when maximum peak conducted output power procedure is used. If the transmitter complies with the conducted power limits based on the use of RMS averaging over a time interval, the attenuation required under this paragraph shall be 30 dB instead of 20 dB per 15.247(d).
5. Measure and record the results in the test report.
6. The RF fundamental frequency should be excluded against the limit line in the operating frequency band.

3.4.4 Test Setup

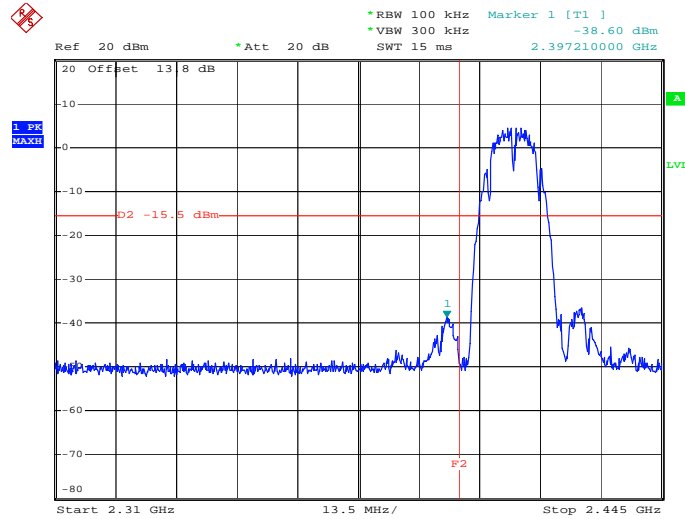




3.4.5 Test Result of Conducted Spurious at Band Edges

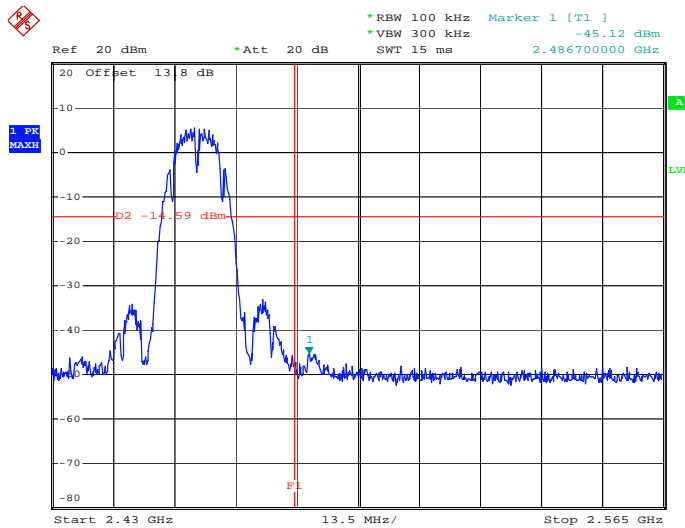
| | | | |
|----------------|--------------|---------------------|---------|
| Test Mode : | 802.11b | Temperature : | 20~21°C |
| Test Band : | Low and High | Relative Humidity : | 40~41% |
| Test Channel : | 01 and 11 | Test Engineer : | Zhi Lu |

Low Band Edge Plot on 802.11b Channel 01



Date: 22.JAN.2013 22:43:36

High Band Edge Plot on 802.11b Channel 11

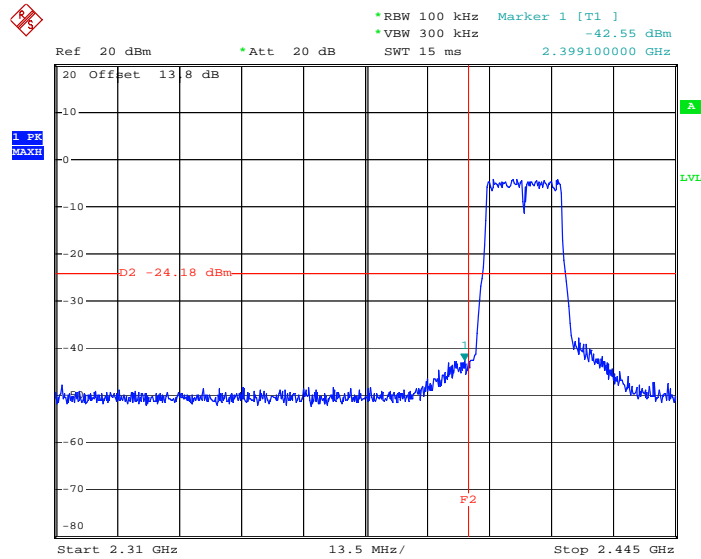


Date: 22.JAN.2013 22:53:08



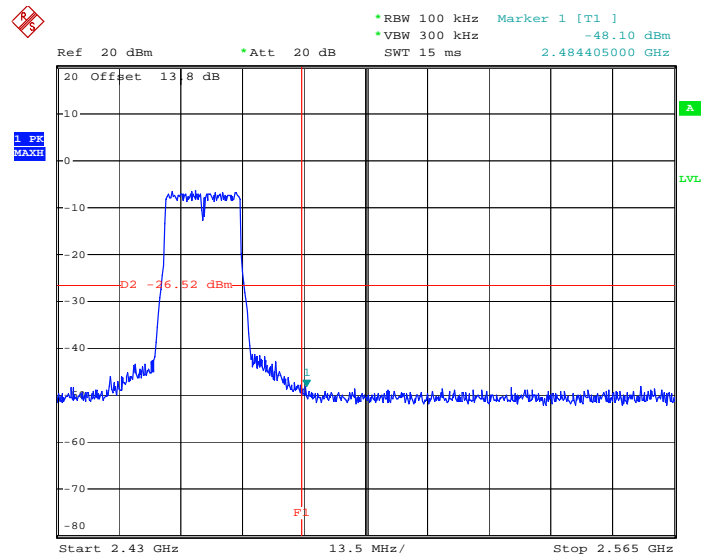
| | | | |
|----------------|--------------|---------------------|---------|
| Test Mode : | 802.11g | Temperature : | 20~21°C |
| Test Band : | Low and High | Relative Humidity : | 40~41% |
| Test Channel : | 01 and 11 | Test Engineer : | Zhi Lu |

Low Band Edge Plot on 802.11g Channel 01



Date: 22.JAN.2013 22:58:05

High Band Edge Plot on 802.11g Channel 11

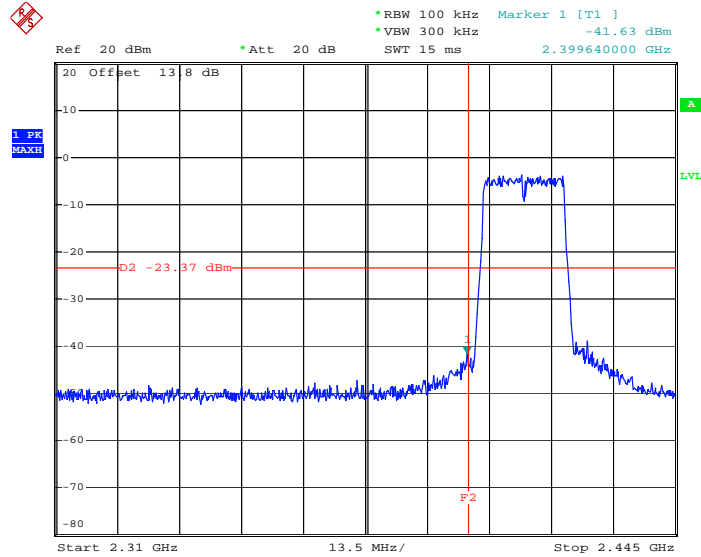


Date: 22.JAN.2013 23:07:55



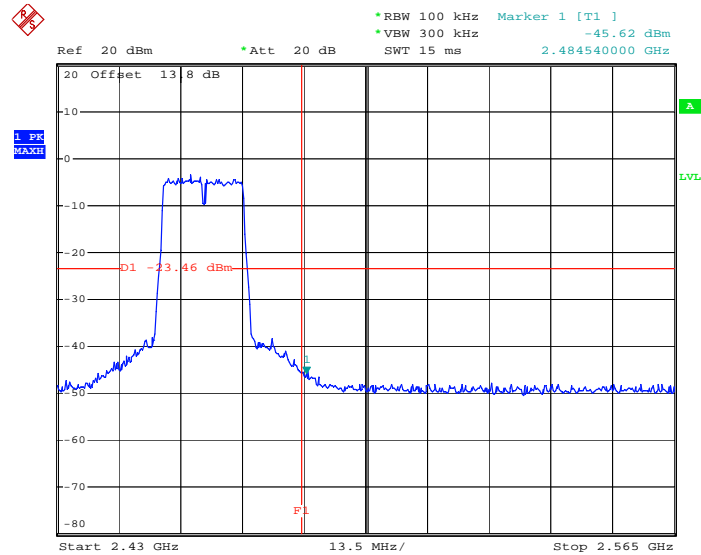
| | | | |
|----------------|--------------|---------------------|---------|
| Test Mode : | 802.11n HT20 | Temperature : | 20~21°C |
| Test Band : | Low and High | Relative Humidity : | 40~41% |
| Test Channel : | 01 and 11 | Test Engineer : | Zhi Lu |

Low Band Edge Plot on 2.4GHz 802.11n HT20 Channel 01



Date: 22.JAN.2013 23:18:26

High Band Edge Plot on 2.4GHz 802.11n HT20 Channel 11

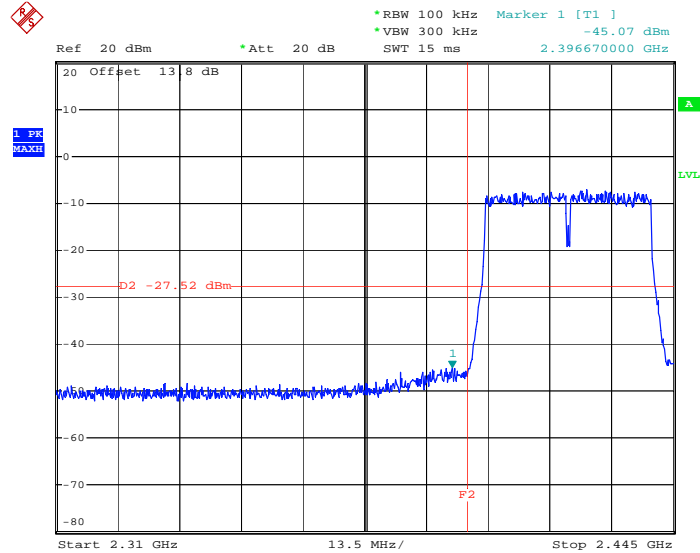


Date: 4.FEB.2013 23:47:30



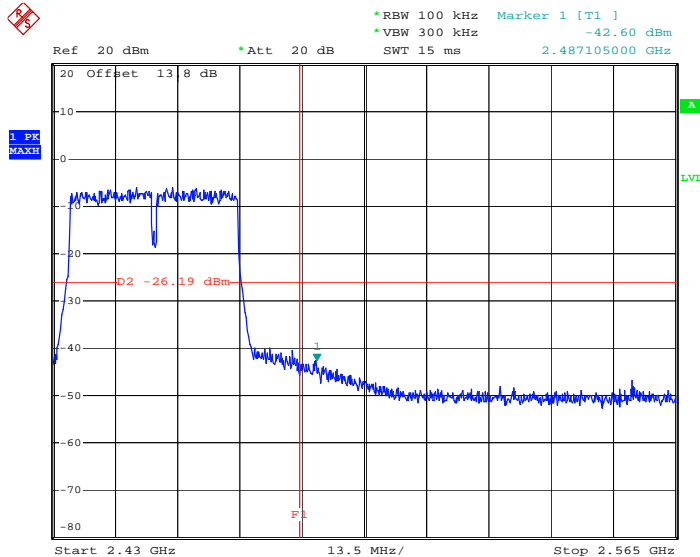
| | | | |
|----------------|--------------|---------------------|---------|
| Test Mode : | 802.11n HT40 | Temperature : | 20~21°C |
| Test Band : | Low and High | Relative Humidity : | 40~41% |
| Test Channel : | 03 and 09 | Test Engineer : | Zhi Lu |

Low Band Edge Plot on 2.4GHz 802.11n HT40 Channel 01



Date: 22.JAN.2013 23:38:43

High Band Edge Plot on 2.4GHz 802.11n HT40 Channel 11

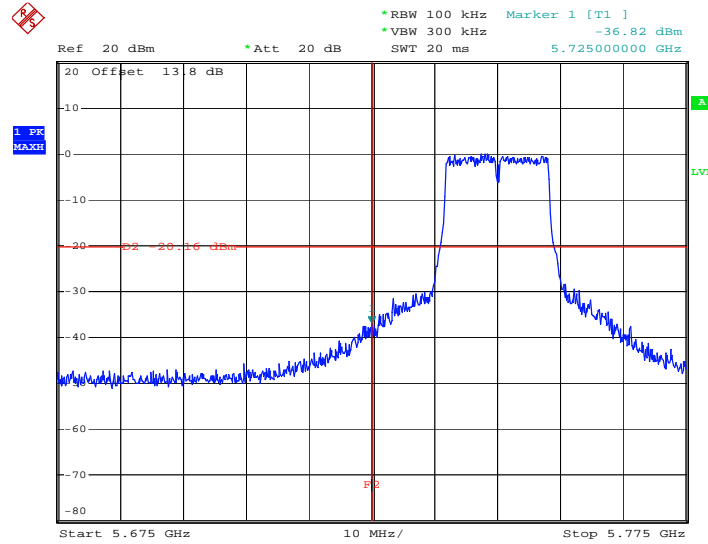


Date: 22.JAN.2013 23:44:44



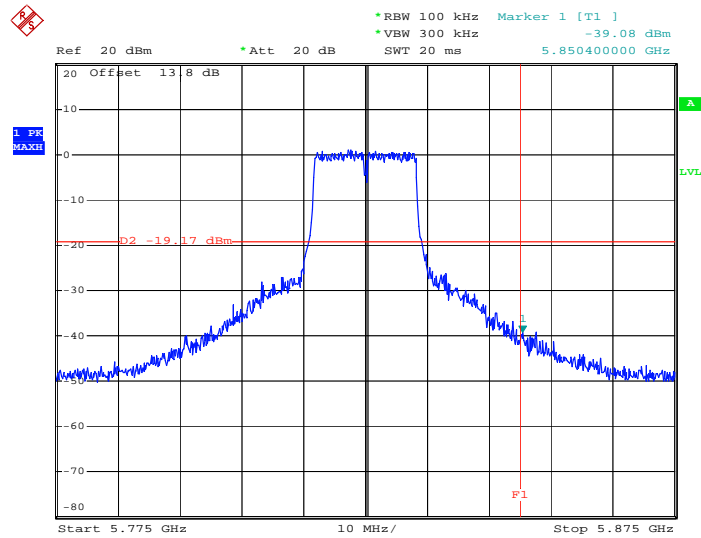
| | | | |
|----------------|--------------|---------------------|---------|
| Test Mode : | 802.11a | Temperature : | 20~21°C |
| Test Band : | Low and High | Relative Humidity : | 40~41% |
| Test Channel : | 149 and 165 | Test Engineer : | Zhi Lu |

Low Band Edge Plot on 802.11a Channel 149



Date: 30.JAN.2013 02:18:20

High Band Edge Plot on 802.11a Channel 165

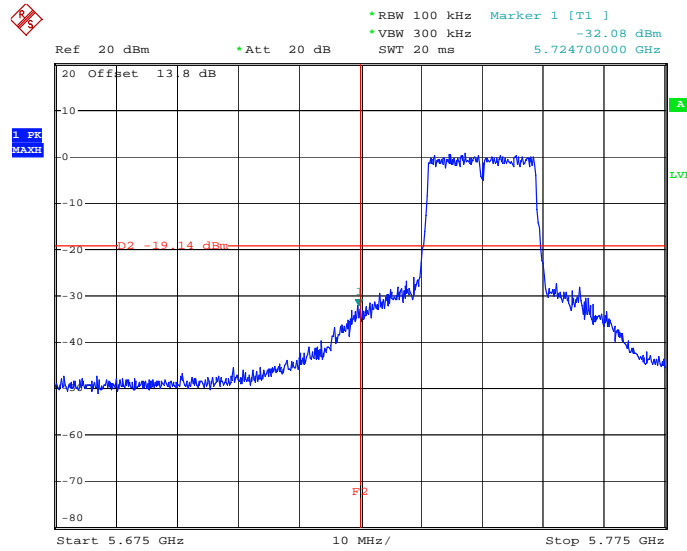


Date: 30.JAN.2013 02:09:35



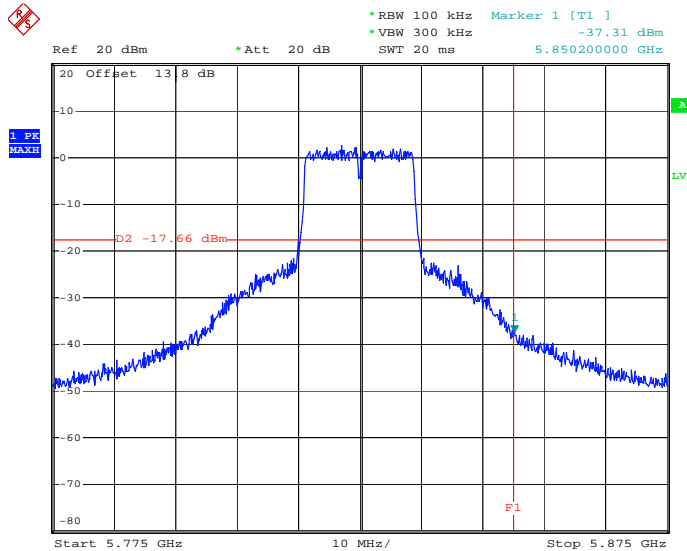
| | | | |
|----------------|--------------|---------------------|---------|
| Test Mode : | 802.11n HT20 | Temperature : | 20~21°C |
| Test Band : | Low and High | Relative Humidity : | 40~41% |
| Test Channel : | 149 and 165 | Test Engineer : | Zhi Lu |

Low Band Edge Plot on 5GHz 802.11n HT20 Channel 149



Date: 30.JAN.2013 02:22:47

High Band Edge Plot on 5GHz 802.11n HT20 Channel 165

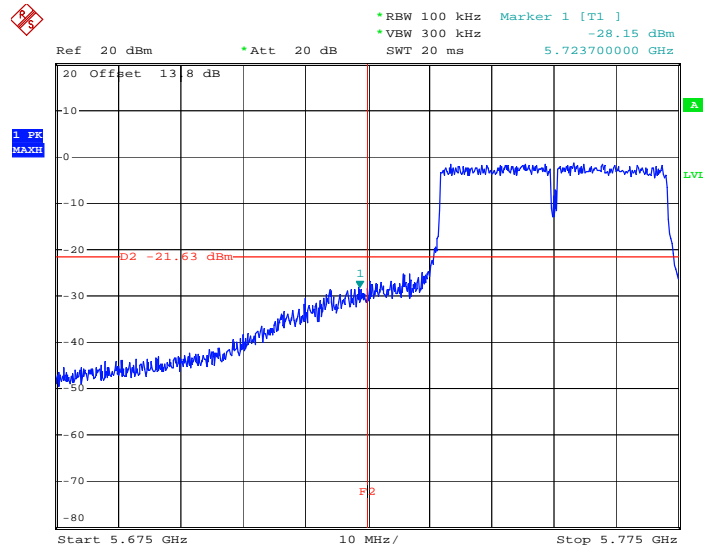


Date: 30.JAN.2013 02:32:02



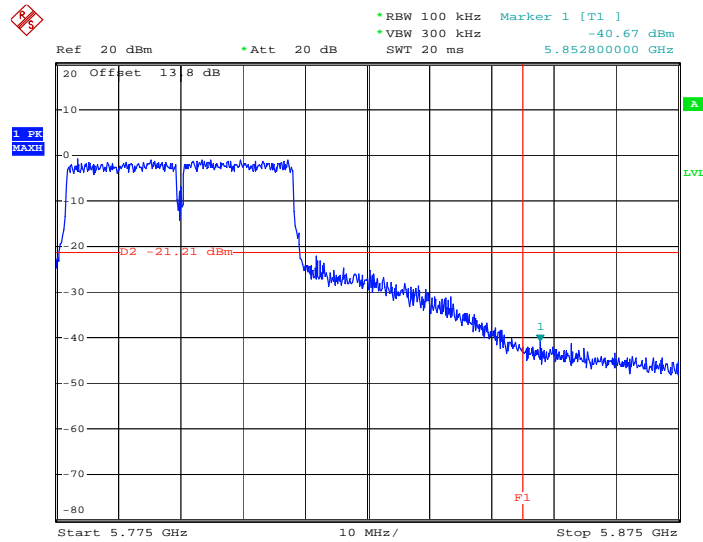
| | | | |
|----------------|--------------|---------------------|---------|
| Test Mode : | 802.11n HT40 | Temperature : | 20~21°C |
| Test Band : | Low and High | Relative Humidity : | 40~41% |
| Test Channel : | 151 and 159 | Test Engineer : | Zhi Lu |

Low Band Edge Plot on 5GHz 802.11n HT40 Channel 151



Date: 30.JAN.2013 02:34:56

High Band Edge Plot on 5GHz 802.11n HT40 Channel 159



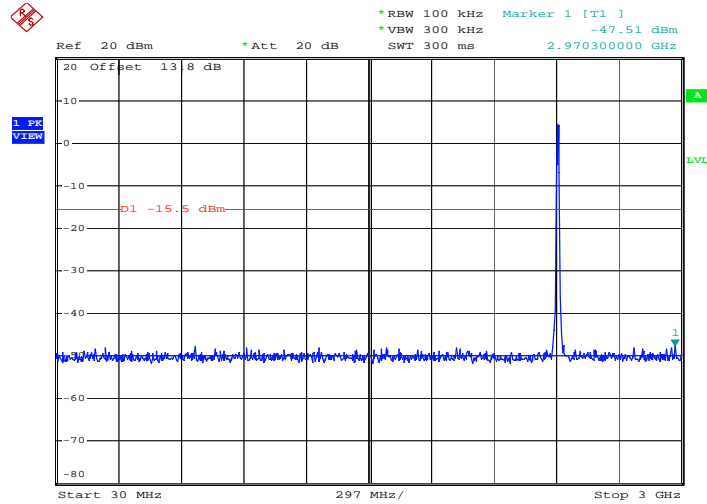
Date: 30.JAN.2013 02:37:51

3.4.6 Test Result of Conducted Spurious Emission

| | | | |
|----------------|-------------------------|---------------------|---------|
| Test Mode : | 802.11b | Temperature : | 20~21°C |
| Test Band : | 30MHz-3GHz and 2G-25GHz | Relative Humidity : | 40~41% |
| Test Channel : | 01, 06, 11 | Test Engineer : | Zhi Lu |

802.11b 30 MHz~3 GHz

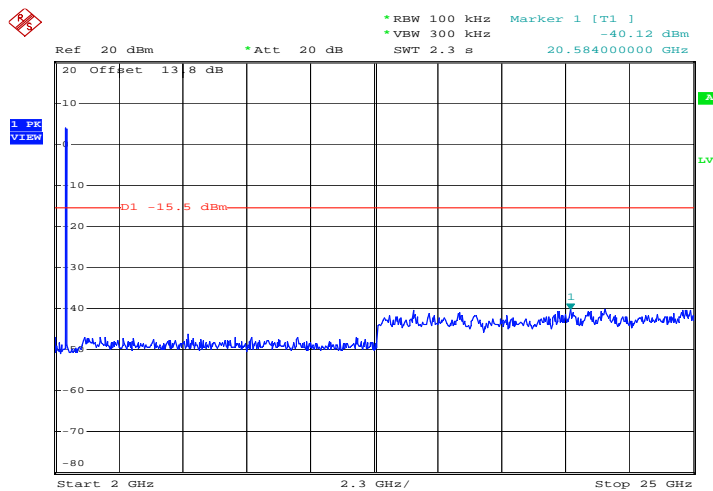
Conducted Spurious Emission Plot on Channel 01



Date: 22.JAN.2013 22:43:54

802.11b 2 GHz~25 GHz

Conducted Spurious Emission Plot on Channel 01

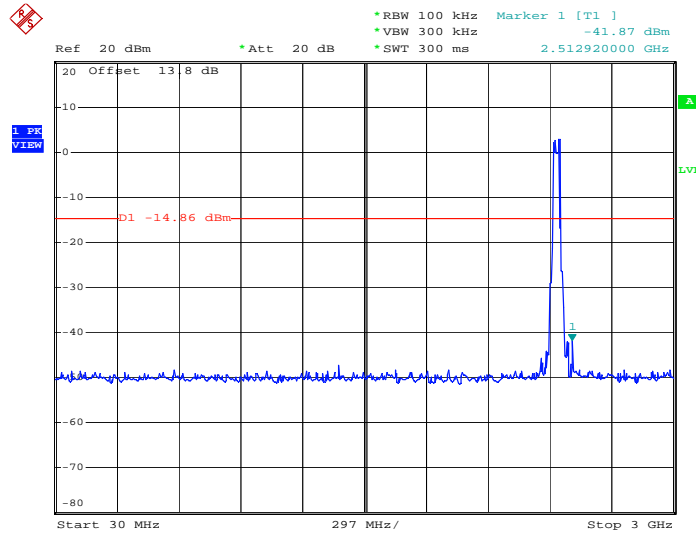


Date: 22.JAN.2013 22:44:13



802.11b 30 MHz~3 GHz

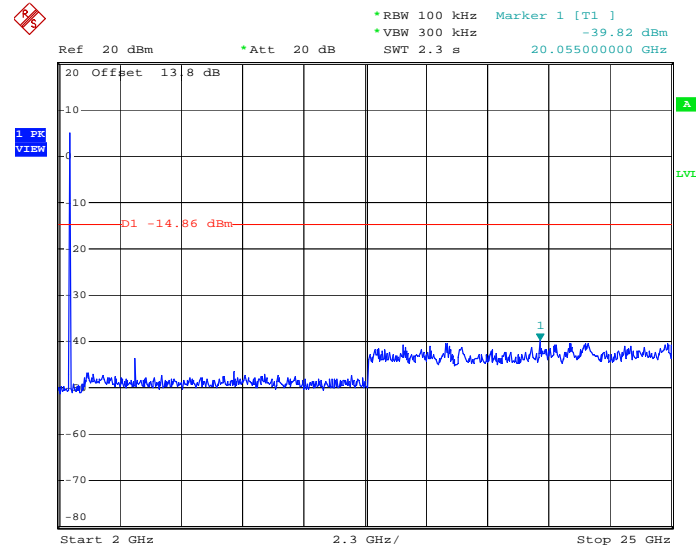
Conducted Spurious Emission Plot on Channel 06



Date: 22.JAN.2013 23:51:46

802.11b 2 GHz~25 GHz

Conducted Spurious Emission Plot on Channel 06

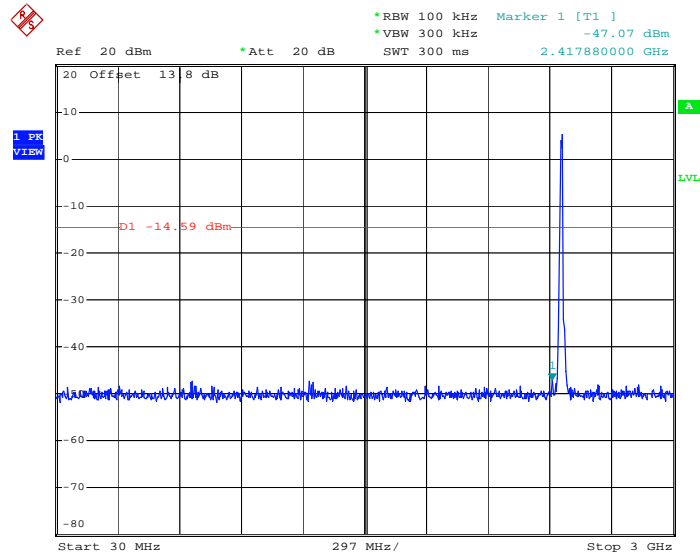


Date: 22.JAN.2013 22:49:54



802.11b 30 MHz~3 GHz

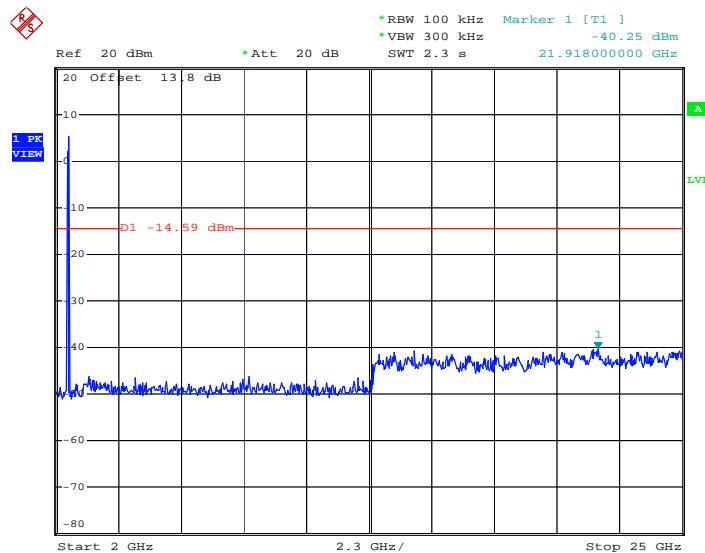
Conducted Spurious Emission Plot on Channel 11



Date: 22.JAN.2013 22:53:26

802.11b 2 GHz~25 GHz

Conducted Spurious Emission Plot on Channel 11



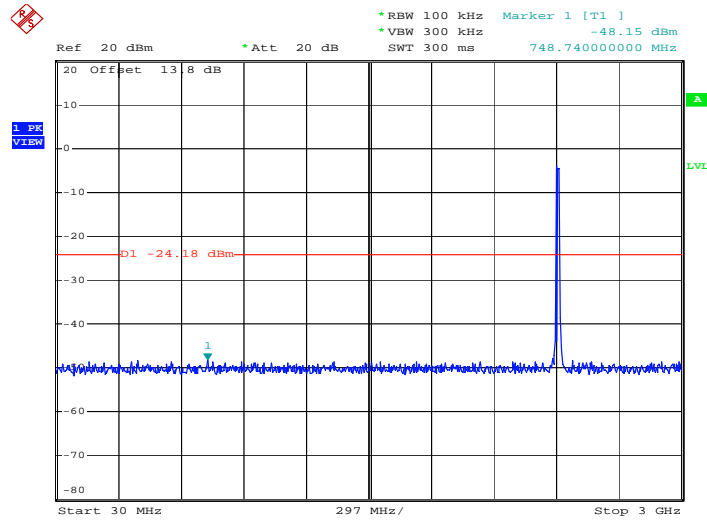
Date: 22.JAN.2013 22:53:45



| | | | |
|----------------|-------------------------|---------------------|---------|
| Test Mode : | 802.11g | Temperature : | 20~21°C |
| Test Band : | 30MHz-3GHz and 2G-25GHz | Relative Humidity : | 40~41% |
| Test Channel : | 01, 06, 11 | Test Engineer : | Zhi Lu |

802.11g 30 MHz~3 GHz

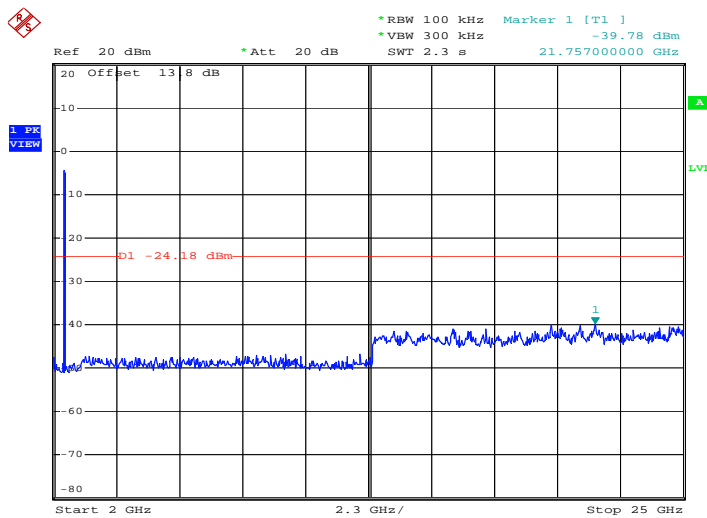
Conducted Spurious Emission Plot on Channel 01



Date: 22.JAN.2013 22:58:23

802.11g 2 GHz~25 GHz

Conducted Spurious Emission Plot on Channel 01

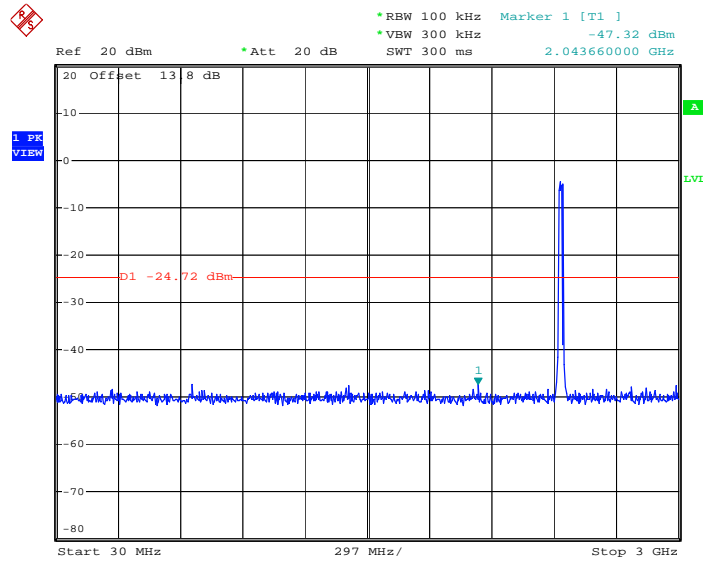


Date: 22.JAN.2013 22:58:42



802.11g 30 MHz~3 GHz

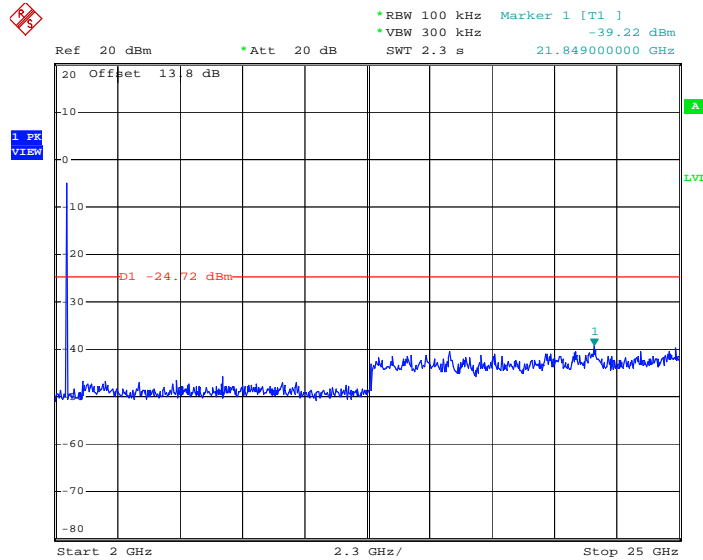
Conducted Spurious Emission Plot on Channel 06



Date: 22.JAN.2013 23:01:07

802.11g 2 GHz~25 GHz

Conducted Spurious Emission Plot on Channel 06

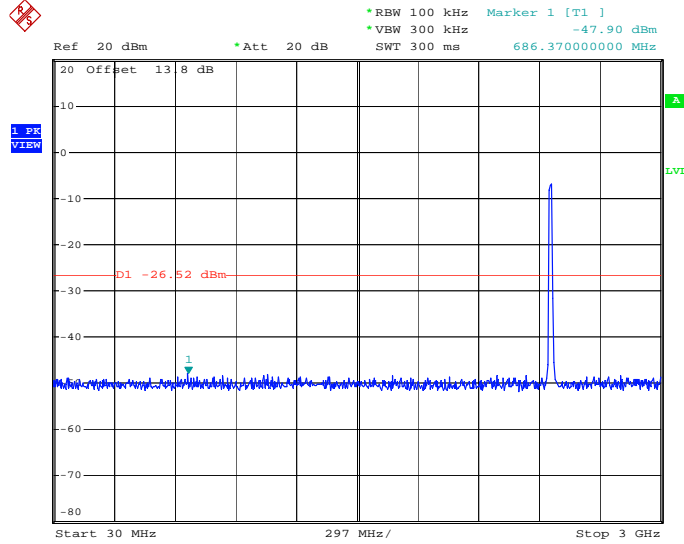


Date: 22.JAN.2013 23:01:25



802.11g 30 MHz~3 GHz

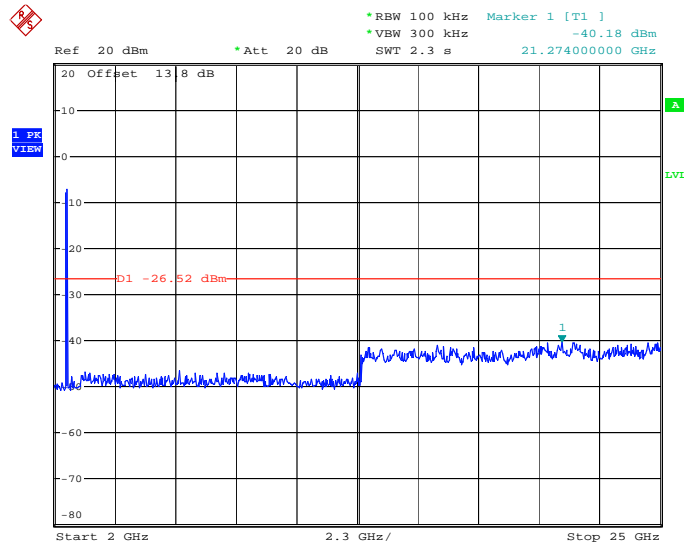
Conducted Spurious Emission Plot on Channel 11



Date: 22.JAN.2013 23:08:13

802.11g 2 GHz~25 GHz

Conducted Spurious Emission Plot on Channel 11



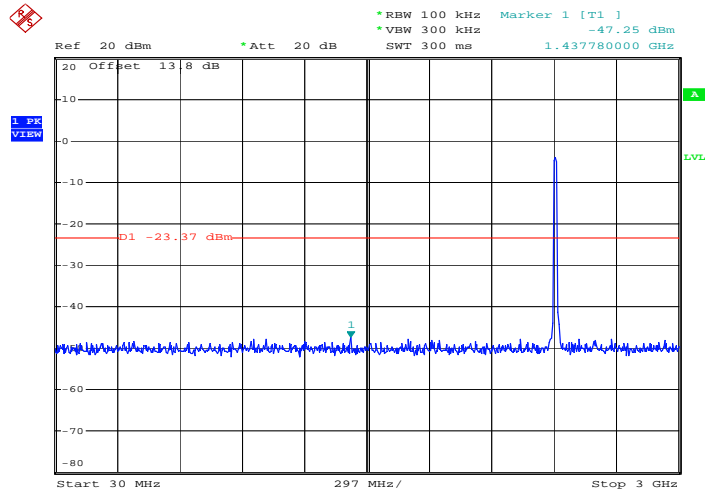
Date: 22.JAN.2013 23:08:32



| | | | |
|----------------|-------------------------|---------------------|---------|
| Test Mode : | 802.11n HT20 | Temperature : | 20~21°C |
| Test Band : | 30MHz-3GHz and 2G-25GHz | Relative Humidity : | 40~41% |
| Test Channel : | 01, 06, 11 | Test Engineer : | Zhi Lu |

2.4GHz 802.11n HT20 30 MHz~3 GHz

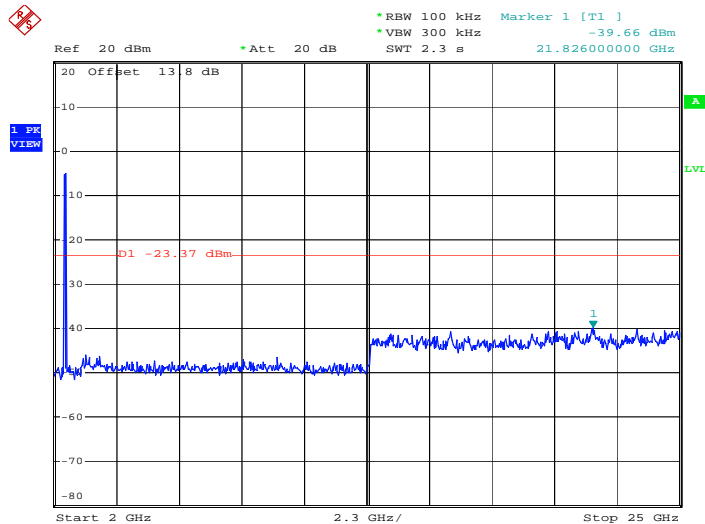
Conducted Spurious Emission Plot on Channel 01



Date: 22.JAN.2013 23:18:45

2.4GHz 802.11n HT20 2 GHz~25 GHz

Conducted Spurious Emission Plot on Channel 01

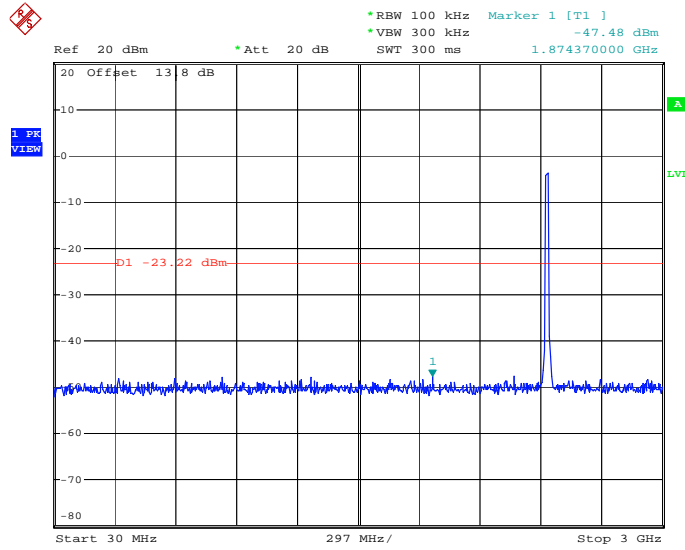


Date: 22.JAN.2013 23:19:03



2.4GHz 802.11n HT20 30 MHz~3 GHz

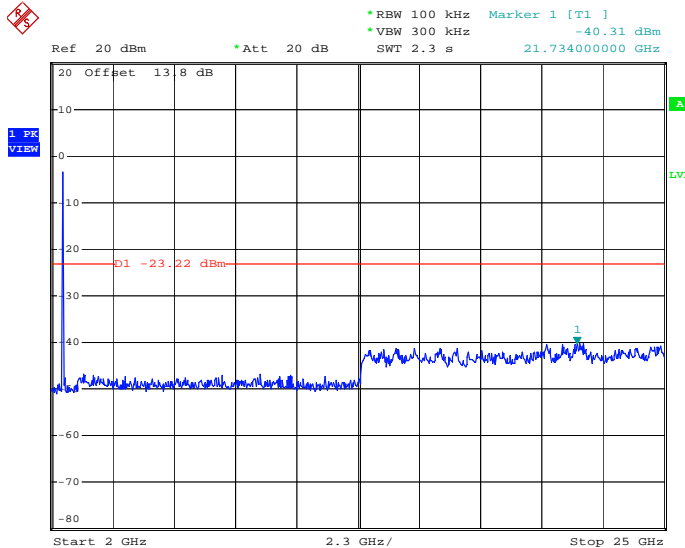
Conducted Spurious Emission Plot on Channel 06



Date: 22.JAN.2013 23:22:22

2.4GHz 802.11n HT20 2 GHz~25 GHz

Conducted Spurious Emission Plot on Channel 06

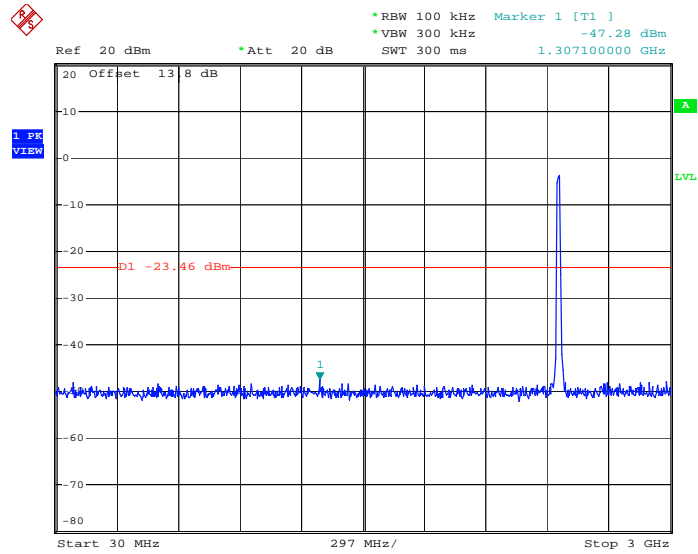


Date: 22.JAN.2013 23:22:41



2.4GHz 802.11n HT20 30 MHz~3 GHz

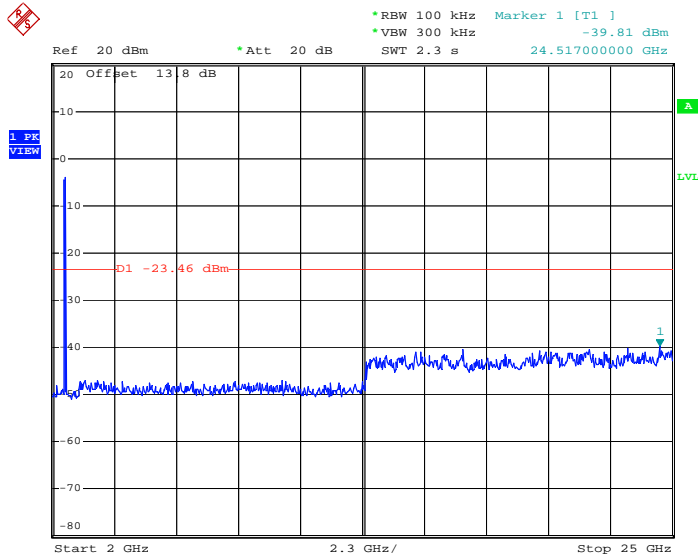
Conducted Spurious Emission Plot on Channel 11



Date: 22.JAN.2013 23:25:06

2.4GHz 802.11n HT20 2 GHz~25 GHz

Conducted Spurious Emission Plot on Channel 11



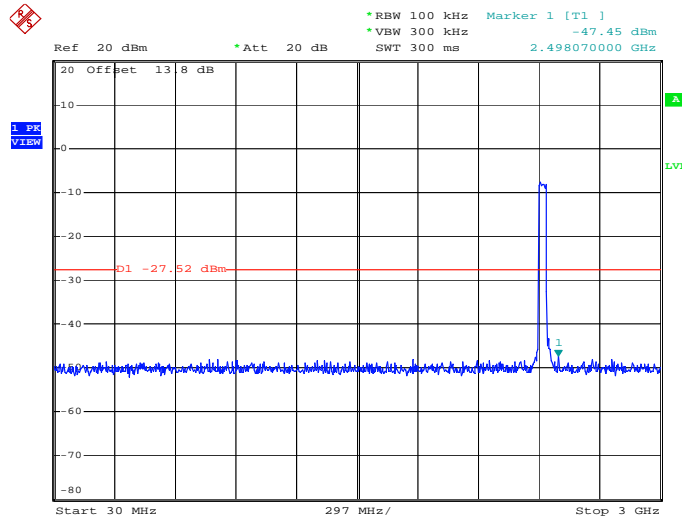
Date: 22.JAN.2013 23:25:24



| | | | |
|----------------|-------------------------|---------------------|---------|
| Test Mode : | 802.11n HT40 | Temperature : | 20~21°C |
| Test Band : | 30MHz-3GHz and 2G-25GHz | Relative Humidity : | 40~41% |
| Test Channel : | 03, 06, 09 | Test Engineer : | Zhi Lu |

2.4GHz 802.11n HT40 30 MHz~3 GHz

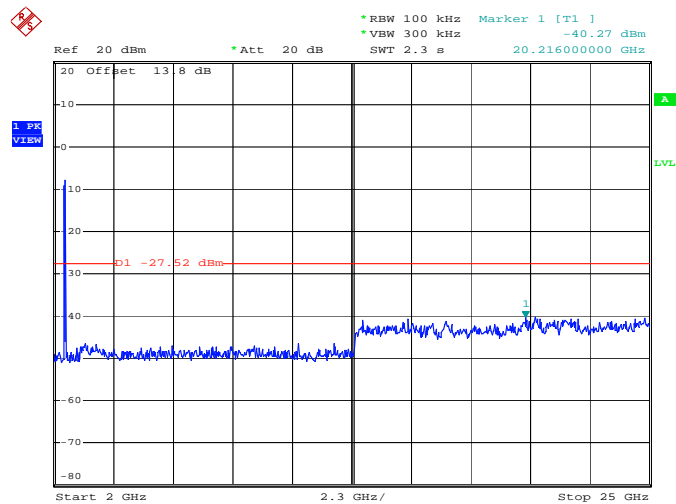
Conducted Spurious Emission Plot on Channel 03



Date: 22.JAN.2013 23:39:01

2.4GHz 802.11n HT40 2 GHz~25 GHz

Conducted Spurious Emission Plot on Channel 03

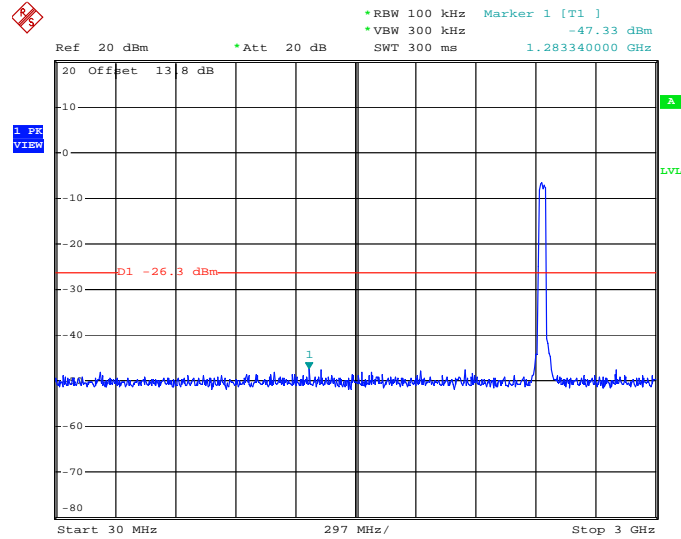


Date: 22.JAN.2013 23:39:20



2.4GHz 802.11n HT40 30 MHz~3 GHz

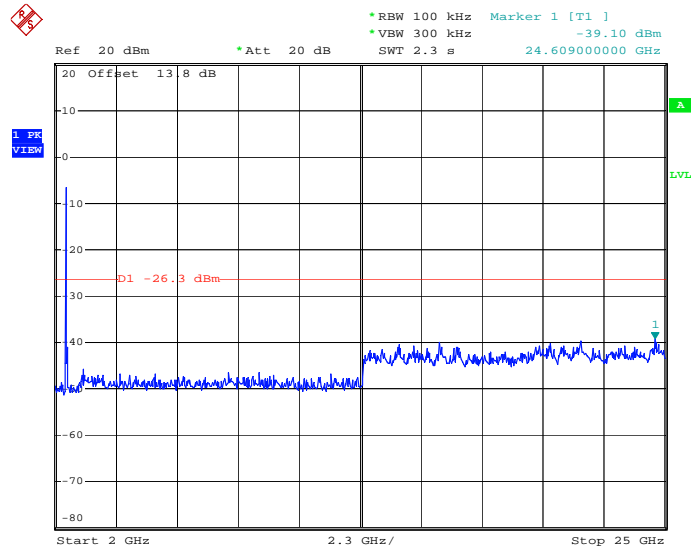
Conducted Spurious Emission Plot on Channel 06



Date: 22.JAN.2013 23:41:31

2.4GHz 802.11n HT40 2 GHz~25 GHz

Conducted Spurious Emission Plot on Channel 06

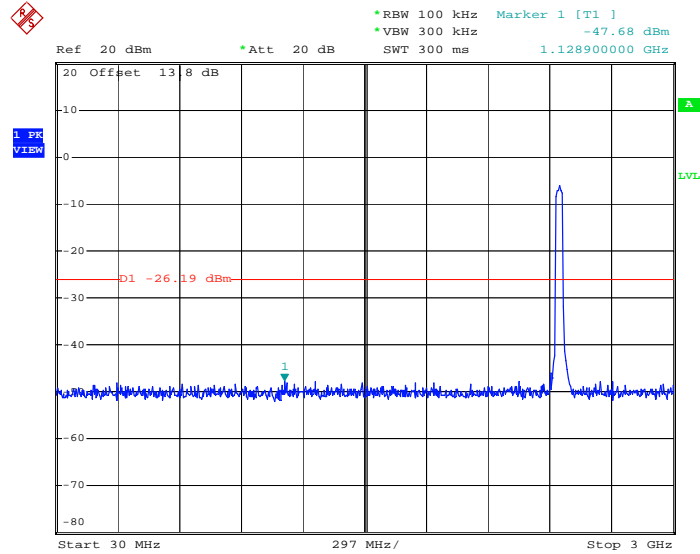


Date: 22.JAN.2013 23:41:49



2.4GHz 802.11n HT40 30 MHz~3 GHz

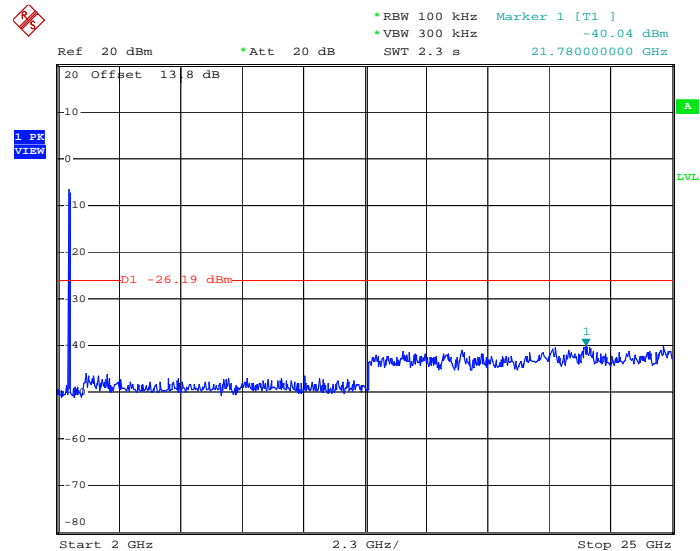
Conducted Spurious Emission Plot on Channel 09



Date: 22.JAN.2013 23:45:02

2.4GHz 802.11n HT40 2 GHz~25 GHz

Conducted Spurious Emission Plot on Channel 09



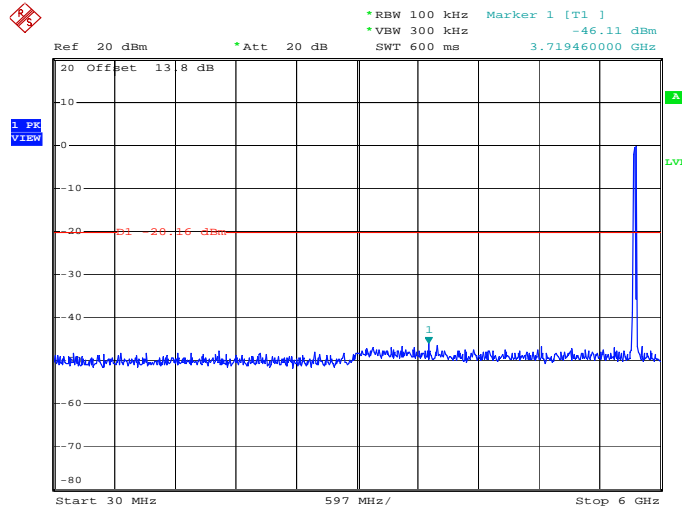
Date: 22.JAN.2013 23:45:20



| | | | |
|----------------|-------------------------|---------------------|---------|
| Test Mode : | 802.11a | Temperature : | 20~21°C |
| Test Band : | 30MHz-6GHz and 5G-40GHz | Relative Humidity : | 40~41% |
| Test Channel : | 149, 157, 165 | Test Engineer : | Zhi Lu |

802.11a 30 MHz~6 GHz

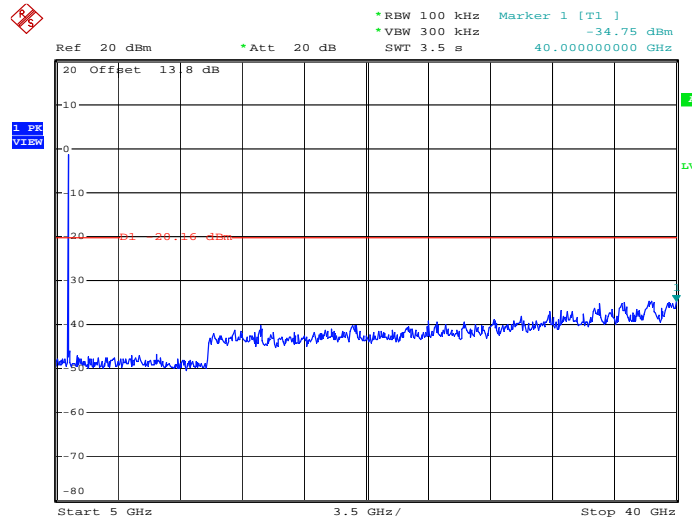
Conducted Spurious Emission Plot on Channel 149



Date: 30.JAN.2013 02:18:38

802.11a 5 GHz~40 GHz

Conducted Spurious Emission Plot on Channel 149

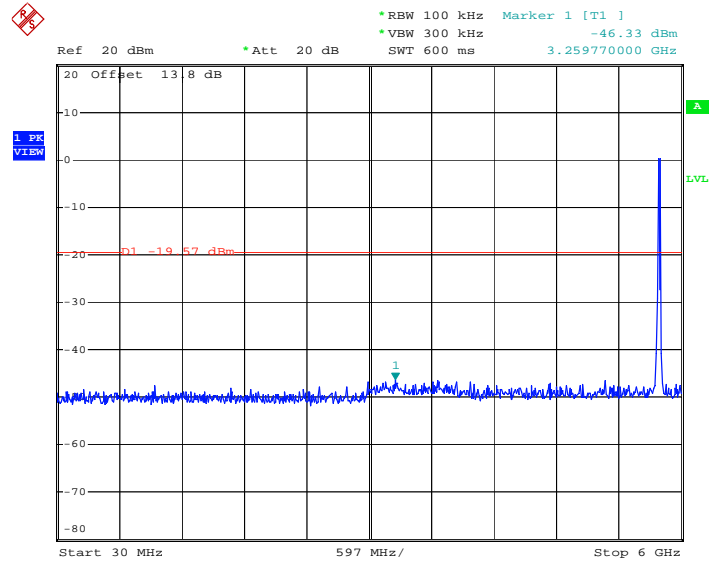


Date: 30.JAN.2013 02:18:56



802.11a 30 MHz~6 GHz

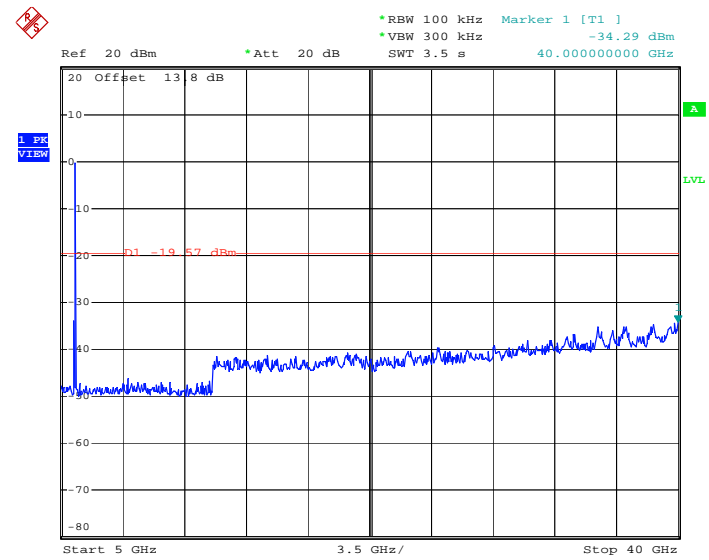
Conducted Spurious Emission Plot on Channel 157



Date: 30.JAN.2013 02:06:26

802.11a 5 GHz~40 GHz

Conducted Spurious Emission Plot on Channel 157

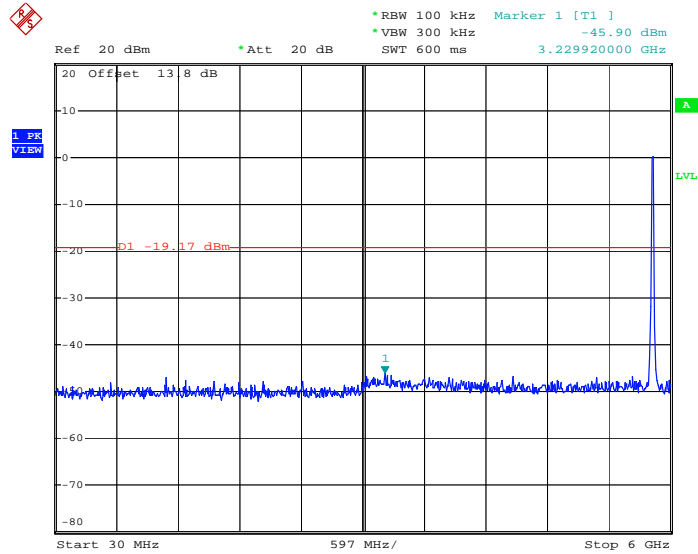


Date: 30.JAN.2013 02:06:44



802.11a 30 MHz~6 GHz

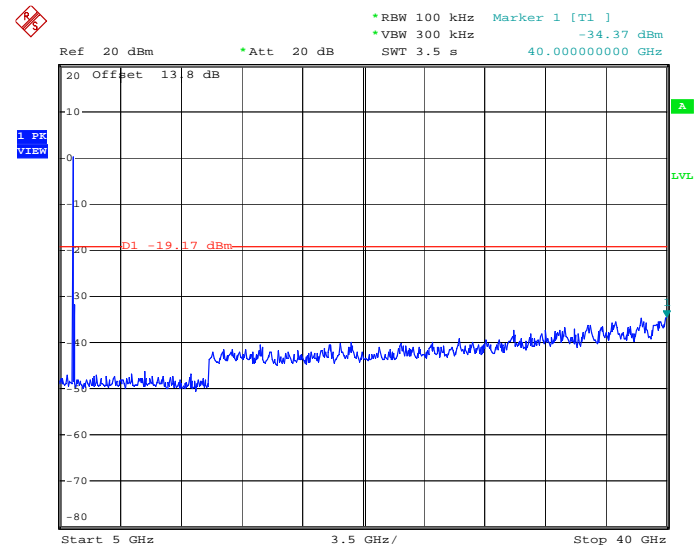
Conducted Spurious Emission Plot on Channel 165



Date: 30.JAN.2013 02:09:53

802.11a 5 GHz~40 GHz

Conducted Spurious Emission Plot on Channel 165



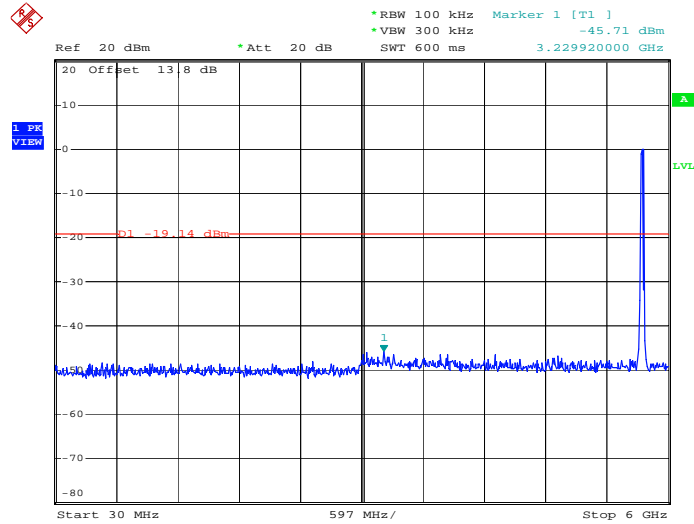
Date: 30.JAN.2013 02:10:12



| | | | |
|----------------|-------------------------|---------------------|---------|
| Test Mode : | 802.11n HT20 | Temperature : | 20~21°C |
| Test Band : | 30MHz-5GHz and 5G-40GHz | Relative Humidity : | 40~41% |
| Test Channel : | 149, 157, 165 | Test Engineer : | Zhi Lu |

5GHz 802.11n HT20 30 MHz~6 GHz

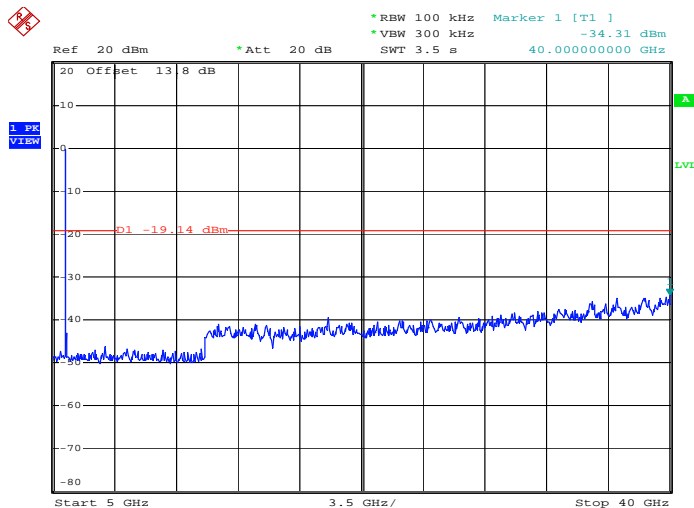
Conducted Spurious Emission Plot on Channel 149



Date: 30.JAN.2013 02:23:06

5GHz 802.11n HT20 5 GHz~40 GHz

Conducted Spurious Emission Plot on Channel 149

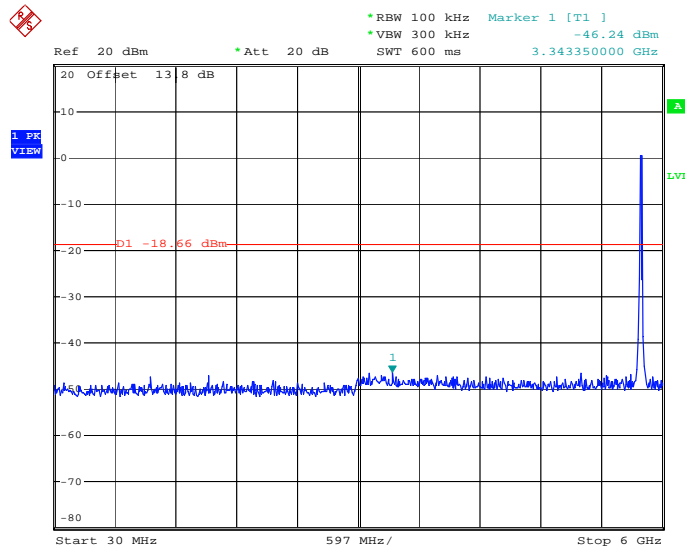


Date: 30.JAN.2013 02:23:24



5GHz 802.11n HT20 30 MHz~6 GHz

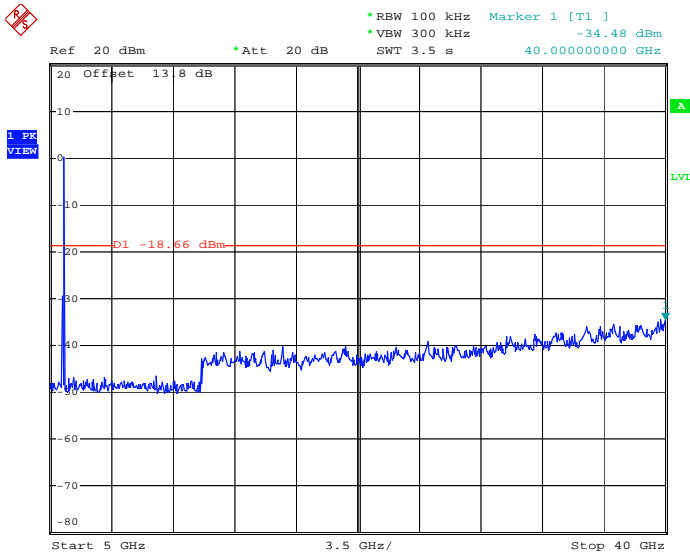
Conducted Spurious Emission Plot on Channel 157



Date: 30.JAN.2013 02:27:04

5GHz 802.11n HT20 5 GHz~40 GHz

Conducted Spurious Emission Plot on Channel 157

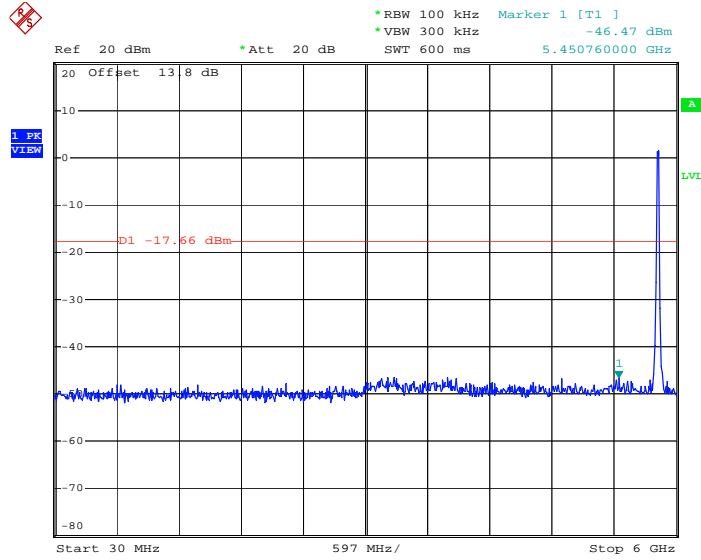


Date: 30.JAN.2013 02:27:23



5GHz 802.11n HT20 30 MHz~6 GHz

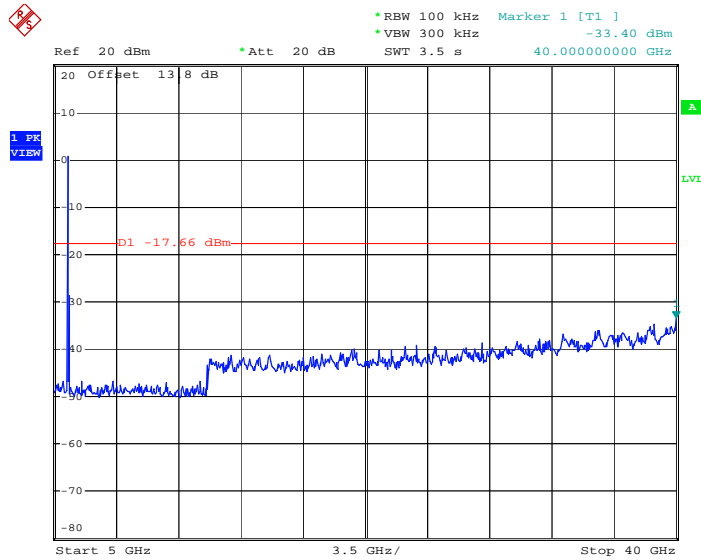
Conducted Spurious Emission Plot on Channel 165



Date: 30.JAN.2013 02:32:21

5GHz 802.11n HT20 5 GHz~40 GHz

Conducted Spurious Emission Plot on Channel 165



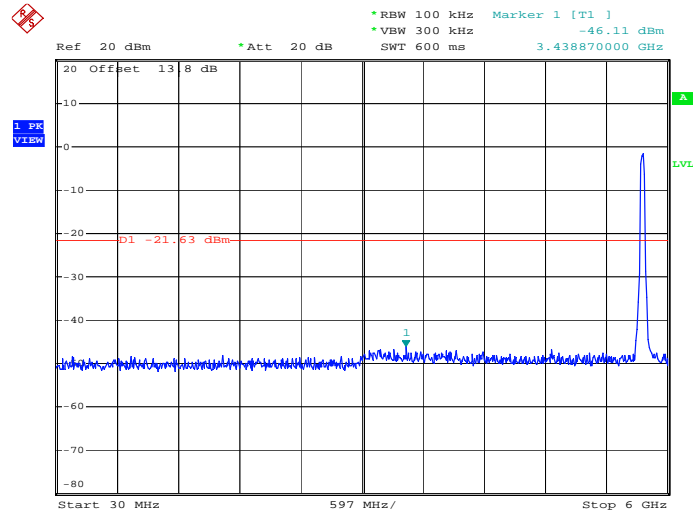
Date: 30.JAN.2013 02:32:39



| | | | |
|----------------|-------------------------|---------------------|---------|
| Test Mode : | 802.11n HT40 | Temperature : | 20~21°C |
| Test Band : | 30MHz-6GHz and 5G-40GHz | Relative Humidity : | 40~41% |
| Test Channel : | 151 and 159 | Test Engineer : | Zhi Lu |

5GHz 802.11n HT40 30 MHz~6 GHz

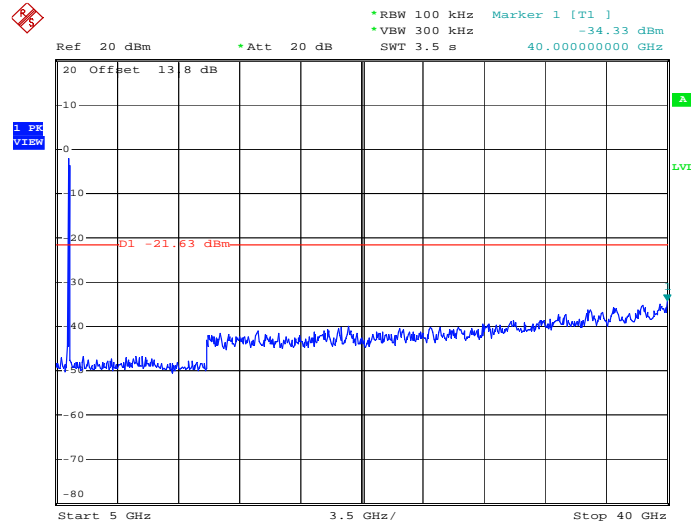
Conducted Spurious Emission Plot on Channel 151



Date: 30.JAN.2013 02:35:15

5GHz 802.11n HT40 5 GHz~40 GHz

Conducted Spurious Emission Plot on Channel 151

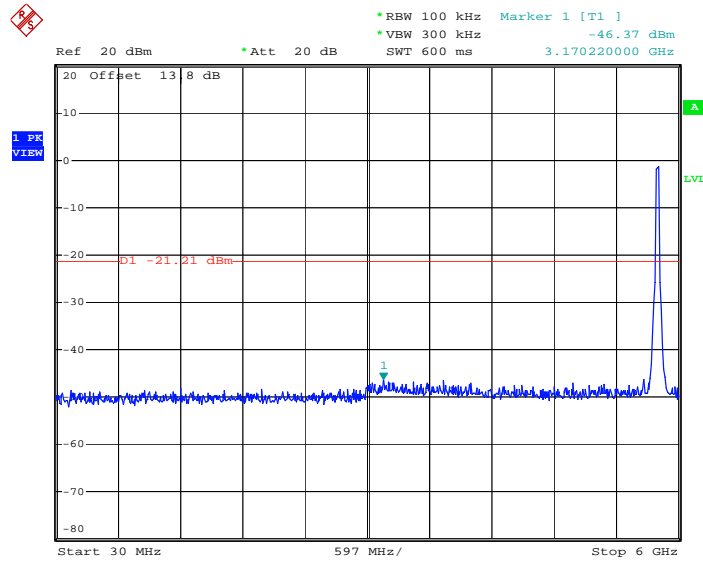


Date: 30.JAN.2013 02:35:33



5GHz 802.11n HT40 30 MHz~6 GHz

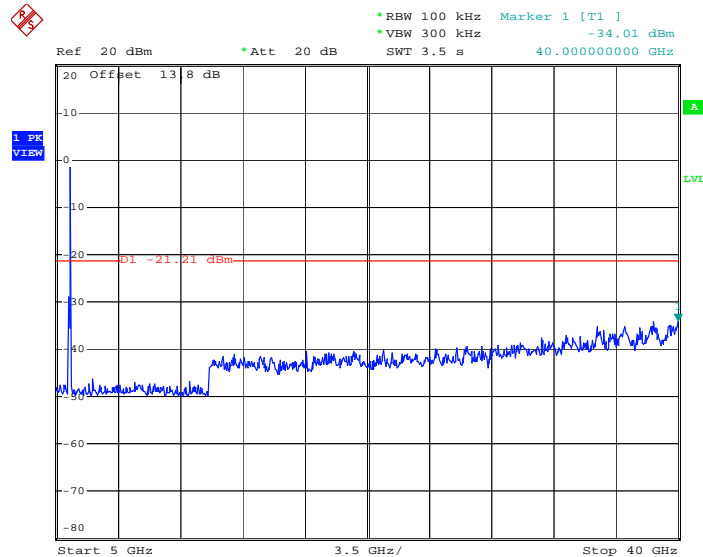
Conducted Spurious Emission Plot on Channel 159



Date: 30.JAN.2013 02:38:10

5GHz 802.11n HT40 5GHz~40 GHz

Conducted Spurious Emission Plot on Channel 159



Date: 30.JAN.2013 02:38:28

3.5 Radiated Band Edges and Spurious Emission Measurement

3.5.1 Limit of Radiated band edge and Spurious Emission Measurement

In any 100 KHz bandwidth outside the intentional radiator frequency band, all harmonics/spurious must be at least 20 dB below the highest emission level within the authorized band. If the output power of this device was measured by spectrum analyzer, the attenuation under this paragraph shall be 30 dB instead of 20 dB. In addition, radiated emissions which fall in the restricted bands must also comply with the FCC section 15.209 limits as below.

| Frequency (MHz) | Field Strength (microvolts/meter) | Measurement Distance (meters) |
|--------------------|--------------------------------------|----------------------------------|
| 0.009 – 0.490 | 2400/F(KHz) | 300 |
| 0.490 – 1.705 | 24000/F(KHz) | 30 |
| 1.705 – 30.0 | 30 | 30 |
| 30 – 88 | 100 | 3 |
| 88 – 216 | 150 | 3 |
| 216 - 960 | 200 | 3 |
| Above 960 | 500 | 3 |

3.5.2 Measuring Instruments

See list of measuring instruments of this test report.

3.5.3 Test Procedures

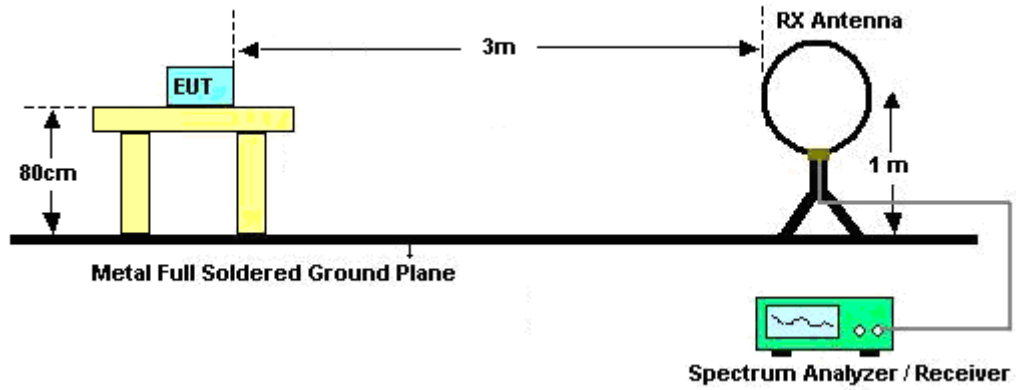
1. The testing follows the guidelines in ANSI C63.4-2003 and ANSI C63.10-2009.
2. The EUT was arranged to its worst case and then tune the antenna tower (from 1 m to 4 m) and turntable (from 0 degree to 360 degrees) to find the maximum reading. A pre-amp and a high pass filter are used for the test in order to get better signal level.
3. The EUT was placed on a turntable with 0.8 meter above ground.
4. The EUT was set 3 meters from the interference receiving antenna, which was mounted on the top of a variable height antenna tower.
5. Corrected Reading: Antenna Factor + Cable Loss + Read Level - Preamp Factor = Level
6. For measurement below 1GHz, If the emission level of the EUT measured by the peak detector is 3 dB lower than the applicable limit, the peak emission level will be reported. Otherwise, the emission measurement will be repeated using the quasi-peak detector and reported.
7. Use the following spectrum analyzer settings:
 - (1) Span shall wide enough to fully capture the emission being measured;
 - (2) Set RBW=100 KHz for $f < 1$ GHz; $VBW \geq RBW$; Sweep = auto; Detector function = peak; Trace = max hold;
 - (3) Set RBW = 1 MHz, VBW= 3MHz for $f \geq 1$ GHz for peak measurement.
 For average measurement:
 - $VBW = 10$ Hz, when duty cycle is no less than 98 percent.
 - $VBW \geq 1/T$, when duty cycle is less than 98 percent where T is the minimum transmission duration over which the transmitter is on and is transmitting at its maximum power control level for the tested mode of operation.

| Band | Duty Cycle(%) | T(us) | 1/T(KHz) | VBW Setting |
|---------------------|---------------|-------|----------|-------------|
| 802.11b | 100.00 | - | - | 10Hz |
| 802.11g | 100.00 | - | - | 10Hz |
| 2.4GHz 802.11n HT20 | 100.00 | - | - | 10Hz |
| 2.4GHz 802.11n HT40 | 100.00 | - | - | 10Hz |
| 802.11a | 100.00 | - | - | 10Hz |
| 5GHz 802.11n HT20 | 100.00 | - | - | 10Hz |
| 5GHz 802.11n HT40 | 100.00 | - | - | 10Hz |

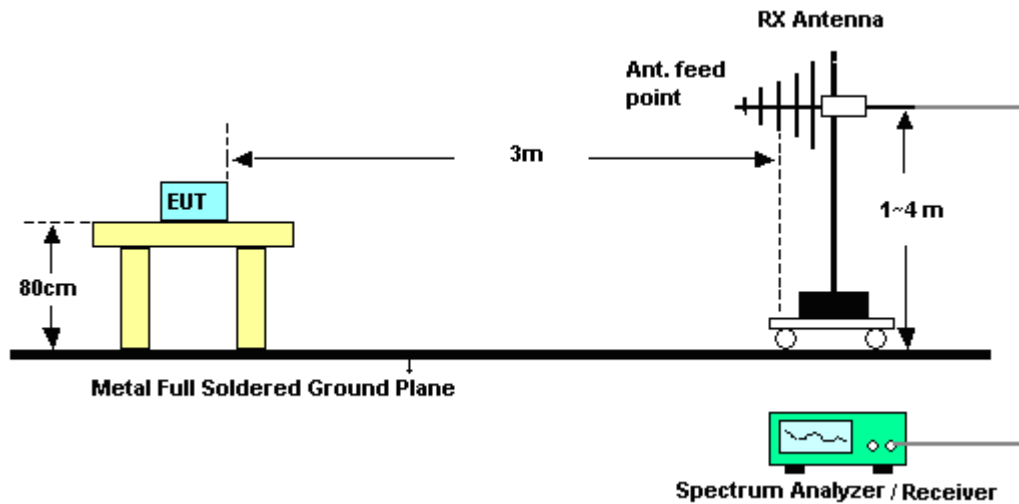
Note: For average measurement with duty cycle < 98%, use reduced VBW measurement method 4.2.3.2.3 in ANSI C63.10.

3.5.4 Test Setup

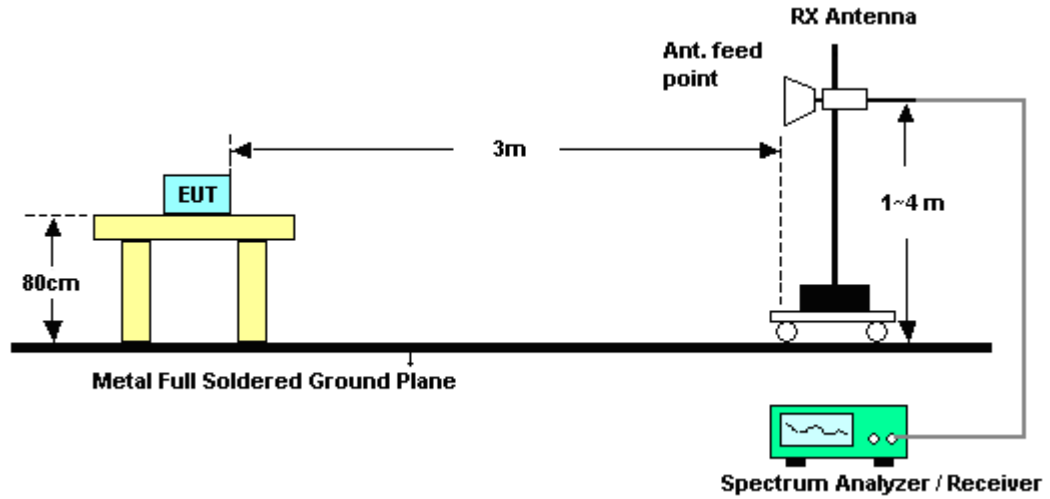
For radiated emissions below 30MHz



For radiated emissions from 30MHz to 1GHz



For radiated emissions above 1GHz



3.5.5 Test Results of Radiated Emissions (9KHz ~ 30MHz)

The low frequency, which started from 9 KHz to 30MHz, was pre-scanned and the result which was 20dB lower than the limit line per 15.31(o) was not reported.



3.5.6 Test Result of Radiated Band Edges

| | | | |
|----------------|---|---------------------|-------------|
| Test Mode : | 802.11b | Temperature : | 21~22°C |
| Test Band : | Low | Relative Humidity : | 41~42% |
| Test Channel : | 01 (in Laptop Mode with Adapter 1 for Sample 1) | Test Engineer : | Allen Cheng |

| ANTENNA POLARITY : HORIZONTAL | | | | | | | | | | |
|-------------------------------|---------------------|-------------------------|-----------------------------|---------------------------|-----------------------------|-------------------------|----------------------------|----------------------|-------------------------|---------|
| Frequency (MHz) | Level (dBμV/m) | Over Limit (dB) | Limit Line (dBμV/m) | Read Level (dBμV) | Antenna Factor (dB) | Cable Loss (dB) | Preamp Factor (dB) | Ant Pos (cm) | Table Pos (deg) | Remark |
| 2386.59 | 51.4 | -22.6 | 74 | 47.94 | 32.86 | 2.11 | 31.51 | 115 | 296 | Peak |
| 2386.86 | 40.93 | -13.07 | 54 | 37.47 | 32.86 | 2.11 | 31.51 | 115 | 296 | Average |

| ANTENNA POLARITY : VERTICAL | | | | | | | | | | |
|-----------------------------|---------------------|-------------------------|-----------------------------|---------------------------|-----------------------------|-------------------------|----------------------------|----------------------|-------------------------|---------|
| Frequency (MHz) | Level (dBμV/m) | Over Limit (dB) | Limit Line (dBμV/m) | Read Level (dBμV) | Antenna Factor (dB) | Cable Loss (dB) | Preamp Factor (dB) | Ant Pos (cm) | Table Pos (deg) | Remark |
| 2385.42 | 53.56 | -20.44 | 74 | 50.15 | 32.83 | 2.09 | 31.51 | 100 | 17 | Peak |
| 2386.77 | 42.38 | -11.62 | 54 | 38.92 | 32.86 | 2.11 | 31.51 | 100 | 17 | Average |

| | | | |
|----------------|---|---------------------|-------------|
| Test Mode : | 802.11b | Temperature : | 21~22°C |
| Test Band : | High | Relative Humidity : | 41~42% |
| Test Channel : | 11 (in Laptop Mode with Adapter 1 for Sample 1) | Test Engineer : | Allen Cheng |

| ANTENNA POLARITY : HORIZONTAL | | | | | | | | | | |
|-------------------------------|---------------------|-------------------------|-----------------------------|---------------------------|-----------------------------|-------------------------|----------------------------|----------------------|-------------------------|---------|
| Frequency (MHz) | Level (dBμV/m) | Over Limit (dB) | Limit Line (dBμV/m) | Read Level (dBμV) | Antenna Factor (dB) | Cable Loss (dB) | Preamp Factor (dB) | Ant Pos (cm) | Table Pos (deg) | Remark |
| 2487.64 | 54.13 | -19.87 | 74 | 50.42 | 33.05 | 2.17 | 31.51 | 162 | 29 | Peak |
| 2487.07 | 44.21 | -9.79 | 54 | 40.55 | 33.01 | 2.16 | 31.51 | 162 | 29 | Average |

| ANTENNA POLARITY : VERTICAL | | | | | | | | | | |
|-----------------------------|---------------------|-------------------------|-----------------------------|---------------------------|-----------------------------|-------------------------|----------------------------|----------------------|-------------------------|---------|
| Frequency (MHz) | Level (dBμV/m) | Over Limit (dB) | Limit Line (dBμV/m) | Read Level (dBμV) | Antenna Factor (dB) | Cable Loss (dB) | Preamp Factor (dB) | Ant Pos (cm) | Table Pos (deg) | Remark |
| 2487.73 | 56.87 | -17.13 | 74 | 53.16 | 33.05 | 2.17 | 31.51 | 170 | 68 | Peak |
| 2487.19 | 48.45 | -5.55 | 54 | 44.79 | 33.01 | 2.16 | 31.51 | 170 | 68 | Average |



| | | | |
|----------------|---|---------------------|-------------|
| Test Mode : | 802.11g | Temperature : | 21~22°C |
| Test Band : | Low | Relative Humidity : | 41~42% |
| Test Channel : | 01 (in Laptop Mode with Adapter 1 for Sample 1) | Test Engineer : | Allen Cheng |

| ANTENNA POLARITY : HORIZONTAL | | | | | | | | | | |
|-------------------------------|---------------------|-------------------------|-----------------------------|---------------------------|-----------------------------|-------------------------|----------------------------|----------------------|-------------------------|---------|
| Frequency (MHz) | Level (dBμV/m) | Over Limit (dB) | Limit Line (dBμV/m) | Read Level (dBμV) | Antenna Factor (dB) | Cable Loss (dB) | Preamp Factor (dB) | Ant Pos (cm) | Table Pos (deg) | Remark |
| 2390 | 53.79 | -20.21 | 74 | 50.33 | 32.86 | 2.11 | 31.51 | 148 | 292 | Peak |
| 2390 | 38.93 | -15.07 | 54 | 35.47 | 32.86 | 2.11 | 31.51 | 148 | 292 | Average |

| ANTENNA POLARITY : VERTICAL | | | | | | | | | | |
|-----------------------------|---------------------|-------------------------|-----------------------------|---------------------------|-----------------------------|-------------------------|----------------------------|----------------------|-------------------------|---------|
| Frequency (MHz) | Level (dBμV/m) | Over Limit (dB) | Limit Line (dBμV/m) | Read Level (dBμV) | Antenna Factor (dB) | Cable Loss (dB) | Preamp Factor (dB) | Ant Pos (cm) | Table Pos (deg) | Remark |
| 2390 | 58.81 | -15.19 | 74 | 55.35 | 32.86 | 2.11 | 31.51 | 100 | 42 | Peak |
| 2390 | 43.58 | -10.42 | 54 | 40.12 | 32.86 | 2.11 | 31.51 | 100 | 42 | Average |

| | | | |
|----------------|---|---------------------|-------------|
| Test Mode : | 802.11g | Temperature : | 21~22°C |
| Test Band : | High | Relative Humidity : | 41~42% |
| Test Channel : | 11 (in Laptop Mode with Adapter 1 for Sample 1) | Test Engineer : | Allen Cheng |

| ANTENNA POLARITY : HORIZONTAL | | | | | | | | | | |
|-------------------------------|---------------------|-------------------------|-----------------------------|---------------------------|-----------------------------|-------------------------|----------------------------|----------------------|-------------------------|---------|
| Frequency (MHz) | Level (dBμV/m) | Over Limit (dB) | Limit Line (dBμV/m) | Read Level (dBμV) | Antenna Factor (dB) | Cable Loss (dB) | Preamp Factor (dB) | Ant Pos (cm) | Table Pos (deg) | Remark |
| 2484.67 | 57.46 | -16.54 | 74 | 53.8 | 33.01 | 2.16 | 31.51 | 100 | 316 | Peak |
| 2483.5 | 40.74 | -13.26 | 54 | 37.08 | 33.01 | 2.16 | 31.51 | 100 | 316 | Average |

| ANTENNA POLARITY : VERTICAL | | | | | | | | | | |
|-----------------------------|---------------------|-------------------------|-----------------------------|---------------------------|-----------------------------|-------------------------|----------------------------|----------------------|-------------------------|---------|
| Frequency (MHz) | Level (dBμV/m) | Over Limit (dB) | Limit Line (dBμV/m) | Read Level (dBμV) | Antenna Factor (dB) | Cable Loss (dB) | Preamp Factor (dB) | Ant Pos (cm) | Table Pos (deg) | Remark |
| 2484.49 | 62.43 | -11.57 | 74 | 58.77 | 33.01 | 2.16 | 31.51 | 100 | 334 | Peak |
| 2483.5 | 45.38 | -8.62 | 54 | 41.72 | 33.01 | 2.16 | 31.51 | 100 | 334 | Average |



| | | | |
|----------------|---|---------------------|-------------|
| Test Mode : | 802.11n HT20 | Temperature : | 21~22°C |
| Test Band : | Low | Relative Humidity : | 41~42% |
| Test Channel : | 01 (in Laptop Mode with Adapter 1 for Sample 1) | Test Engineer : | Allen Cheng |

| ANTENNA POLARITY : HORIZONTAL | | | | | | | | | | |
|-------------------------------|---------------------|-------------------------|-----------------------------|---------------------------|-----------------------------|-------------------------|----------------------------|----------------------|-------------------------|---------|
| Frequency (MHz) | Level (dBμV/m) | Over Limit (dB) | Limit Line (dBμV/m) | Read Level (dBμV) | Antenna Factor (dB) | Cable Loss (dB) | Preamp Factor (dB) | Ant Pos (cm) | Table Pos (deg) | Remark |
| 2389.83 | 56.31 | -17.69 | 74 | 52.85 | 32.86 | 2.11 | 31.51 | 100 | 315 | Peak |
| 2390 | 40.79 | -13.21 | 54 | 37.33 | 32.86 | 2.11 | 31.51 | 100 | 315 | Average |

| ANTENNA POLARITY : VERTICAL | | | | | | | | | | |
|-----------------------------|---------------------|-------------------------|-----------------------------|---------------------------|-----------------------------|-------------------------|----------------------------|----------------------|-------------------------|---------|
| Frequency (MHz) | Level (dBμV/m) | Over Limit (dB) | Limit Line (dBμV/m) | Read Level (dBμV) | Antenna Factor (dB) | Cable Loss (dB) | Preamp Factor (dB) | Ant Pos (cm) | Table Pos (deg) | Remark |
| 2389.83 | 63.02 | -10.98 | 74 | 59.56 | 32.86 | 2.11 | 31.51 | 100 | 39 | Peak |
| 2390 | 46.25 | -7.75 | 54 | 42.79 | 32.86 | 2.11 | 31.51 | 100 | 39 | Average |

| | | | |
|----------------|---|---------------------|-------------|
| Test Mode : | 802.11n HT20 | Temperature : | 21~22°C |
| Test Band : | High | Relative Humidity : | 41~42% |
| Test Channel : | 11 (in Laptop Mode with Adapter 1 for Sample 1) | Test Engineer : | Allen Cheng |

| ANTENNA POLARITY : HORIZONTAL | | | | | | | | | | |
|-------------------------------|---------------------|-------------------------|-----------------------------|---------------------------|-----------------------------|-------------------------|----------------------------|----------------------|-------------------------|---------|
| Frequency (MHz) | Level (dBμV/m) | Over Limit (dB) | Limit Line (dBμV/m) | Read Level (dBμV) | Antenna Factor (dB) | Cable Loss (dB) | Preamp Factor (dB) | Ant Pos (cm) | Table Pos (deg) | Remark |
| 2483.8 | 60.24 | -13.76 | 74 | 56.58 | 33.01 | 2.16 | 31.51 | 100 | 316 | Peak |
| 2483.5 | 43.25 | -10.75 | 54 | 39.59 | 33.01 | 2.16 | 31.51 | 100 | 316 | Average |

| ANTENNA POLARITY : VERTICAL | | | | | | | | | | |
|-----------------------------|---------------------|-------------------------|-----------------------------|---------------------------|-----------------------------|-------------------------|----------------------------|----------------------|-------------------------|---------|
| Frequency (MHz) | Level (dBμV/m) | Over Limit (dB) | Limit Line (dBμV/m) | Read Level (dBμV) | Antenna Factor (dB) | Cable Loss (dB) | Preamp Factor (dB) | Ant Pos (cm) | Table Pos (deg) | Remark |
| 2483.53 | 65.45 | -8.55 | 74 | 61.79 | 33.01 | 2.16 | 31.51 | 100 | 40 | Peak |
| 2483.5 | 48.23 | -5.77 | 54 | 44.57 | 33.01 | 2.16 | 31.51 | 100 | 40 | Average |



| | | | |
|----------------|---|---------------------|-------------|
| Test Mode : | 802.11n HT40 | Temperature : | 21~22°C |
| Test Band : | Low | Relative Humidity : | 41~42% |
| Test Channel : | 03 (in Laptop Mode with Adapter 1 for Sample 1) | Test Engineer : | Allen Cheng |

| ANTENNA POLARITY : HORIZONTAL | | | | | | | | | | |
|-------------------------------|---------------------|-------------------------|-----------------------------|---------------------------|-----------------------------|-------------------------|----------------------------|----------------------|-------------------------|---------|
| Frequency (MHz) | Level (dBμV/m) | Over Limit (dB) | Limit Line (dBμV/m) | Read Level (dBμV) | Antenna Factor (dB) | Cable Loss (dB) | Preamp Factor (dB) | Ant Pos (cm) | Table Pos (deg) | Remark |
| 2387.58 | 57.75 | -16.25 | 74 | 54.29 | 32.86 | 2.11 | 31.51 | 100 | 239 | Peak |
| 2389.02 | 43.4 | -10.6 | 54 | 39.94 | 32.86 | 2.11 | 31.51 | 100 | 239 | Average |

| ANTENNA POLARITY : VERTICAL | | | | | | | | | | |
|-----------------------------|---------------------|-------------------------|-----------------------------|---------------------------|-----------------------------|-------------------------|----------------------------|----------------------|-------------------------|---------|
| Frequency (MHz) | Level (dBμV/m) | Over Limit (dB) | Limit Line (dBμV/m) | Read Level (dBμV) | Antenna Factor (dB) | Cable Loss (dB) | Preamp Factor (dB) | Ant Pos (cm) | Table Pos (deg) | Remark |
| 2387.76 | 57.86 | -16.14 | 74 | 54.4 | 32.86 | 2.11 | 31.51 | 100 | 128 | Peak |
| 2390 | 43.72 | -10.28 | 54 | 40.26 | 32.86 | 2.11 | 31.51 | 100 | 128 | Average |

| | | | |
|----------------|---|---------------------|-------------|
| Test Mode : | 802.11n HT40 | Temperature : | 21~22°C |
| Test Band : | High | Relative Humidity : | 41~42% |
| Test Channel : | 09 (in Laptop Mode with Adapter 1 for Sample 1) | Test Engineer : | Allen Cheng |

| ANTENNA POLARITY : HORIZONTAL | | | | | | | | | | |
|-------------------------------|---------------------|-------------------------|-----------------------------|---------------------------|-----------------------------|-------------------------|----------------------------|----------------------|-------------------------|---------|
| Frequency (MHz) | Level (dBμV/m) | Over Limit (dB) | Limit Line (dBμV/m) | Read Level (dBμV) | Antenna Factor (dB) | Cable Loss (dB) | Preamp Factor (dB) | Ant Pos (cm) | Table Pos (deg) | Remark |
| 2484.58 | 62.94 | -11.06 | 74 | 59.28 | 33.01 | 2.16 | 31.51 | 115 | 306 | Peak |
| 2483.5 | 48.64 | -5.36 | 54 | 44.98 | 33.01 | 2.16 | 31.51 | 115 | 306 | Average |

| ANTENNA POLARITY : VERTICAL | | | | | | | | | | |
|-----------------------------|---------------------|-------------------------|-----------------------------|---------------------------|-----------------------------|-------------------------|----------------------------|----------------------|-------------------------|---------|
| Frequency (MHz) | Level (dBμV/m) | Over Limit (dB) | Limit Line (dBμV/m) | Read Level (dBμV) | Antenna Factor (dB) | Cable Loss (dB) | Preamp Factor (dB) | Ant Pos (cm) | Table Pos (deg) | Remark |
| 2484.73 | 63.63 | -10.37 | 74 | 59.97 | 33.01 | 2.16 | 31.51 | 100 | 163 | Peak |
| 2483.5 | 49.56 | -4.44 | 54 | 45.9 | 33.01 | 2.16 | 31.51 | 100 | 163 | Average |



| | | | |
|----------------|--|---------------------|-------------|
| Test Mode : | 802.11a | Temperature : | 21~22°C |
| Test Band : | Low | Relative Humidity : | 41~42% |
| Test Channel : | 149 (in Laptop Mode with Adapter 1 for Sample 1) | Test Engineer : | Allen Cheng |

| ANTENNA POLARITY : HORIZONTAL | | | | | | | | | | |
|-------------------------------|------------------|-------------------|-----------------------|---------------------|-----------------------|-------------------|----------------------|----------------|-------------------|---------|
| Frequency (MHz) | Level (dBμV/m) | Over Limit (dB) | Limit Line (dBμV/m) | Read Level (dBμV) | Antenna Factor (dB) | Cable Loss (dB) | Preamp Factor (dB) | Ant Pos (cm) | Table Pos (deg) | Remark |
| 5724.8 | 68.07 | -17.88 | 85.95 | 60.18 | 35.52 | 3.22 | 30.85 | 100 | 244 | Peak |
| 5745 | 105.95 | - | - | 98.06 | 35.52 | 3.21 | 30.84 | 100 | 244 | Peak |
| 5745 | 96.05 | - | - | 88.16 | 35.52 | 3.21 | 30.84 | 100 | 244 | Average |

| ANTENNA POLARITY : VERTICAL | | | | | | | | | | |
|-----------------------------|------------------|-------------------|-----------------------|---------------------|-----------------------|-------------------|----------------------|----------------|-------------------|---------|
| Frequency (MHz) | Level (dBμV/m) | Over Limit (dB) | Limit Line (dBμV/m) | Read Level (dBμV) | Antenna Factor (dB) | Cable Loss (dB) | Preamp Factor (dB) | Ant Pos (cm) | Table Pos (deg) | Remark |
| 5724.85 | 70 | -18.45 | 88.45 | 62.11 | 35.52 | 3.22 | 30.85 | 112 | 0 | Peak |
| 5745 | 108.45 | - | - | 100.56 | 35.52 | 3.21 | 30.84 | 112 | 0 | Peak |
| 5745 | 98.75 | - | - | 90.86 | 35.52 | 3.21 | 30.84 | 112 | 0 | Average |

Remark: 5724.8 MHz and 5724.85 MHz are not within restricted bands, and its limit lines are 20dB below the highest emission level. For example, 105.95 dBμV/m - 20dB = 85.95 dBμV/m.

| | | | |
|----------------|--|---------------------|-------------|
| Test Mode : | 802.11a | Temperature : | 21~22°C |
| Test Band : | High | Relative Humidity : | 41~42% |
| Test Channel : | 165 (in Laptop Mode with Adapter 1 for Sample 1) | Test Engineer : | Allen Cheng |

| ANTENNA POLARITY : HORIZONTAL | | | | | | | | | | |
|-------------------------------|------------------|-------------------|-----------------------|---------------------|-----------------------|-------------------|----------------------|----------------|-------------------|---------|
| Frequency (MHz) | Level (dBμV/m) | Over Limit (dB) | Limit Line (dBμV/m) | Read Level (dBμV) | Antenna Factor (dB) | Cable Loss (dB) | Preamp Factor (dB) | Ant Pos (cm) | Table Pos (deg) | Remark |
| 5825 | 107.59 | - | - | 99.65 | 35.55 | 3.17 | 30.78 | 100 | 0 | Peak |
| 5825 | 96.79 | - | - | 88.85 | 35.55 | 3.17 | 30.78 | 100 | 0 | Average |
| 5850 | 63.85 | -23.74 | 87.59 | 55.9 | 35.56 | 3.16 | 30.77 | 100 | 0 | Peak |

| ANTENNA POLARITY : VERTICAL | | | | | | | | | | |
|-----------------------------|------------------|-------------------|-----------------------|---------------------|-----------------------|-------------------|----------------------|----------------|-------------------|---------|
| Frequency (MHz) | Level (dBμV/m) | Over Limit (dB) | Limit Line (dBμV/m) | Read Level (dBμV) | Antenna Factor (dB) | Cable Loss (dB) | Preamp Factor (dB) | Ant Pos (cm) | Table Pos (deg) | Remark |
| 5825 | 110.12 | - | - | 102.18 | 35.55 | 3.17 | 30.78 | 100 | 356 | Peak |
| 5825 | 99.61 | - | - | 91.67 | 35.55 | 3.17 | 30.78 | 100 | 356 | Average |
| 5850 | 68.99 | -21.13 | 90.12 | 61.04 | 35.56 | 3.16 | 30.77 | 100 | 356 | Peak |

Remark: 5850 MHz is not within restricted band, and its limit line is 20dB below the highest emission level.



| | | | |
|----------------|--|---------------------|-------------|
| Test Mode : | 802.11n HT20 | Temperature : | 21~22°C |
| Test Band : | Low | Relative Humidity : | 41~42% |
| Test Channel : | 149 (in Laptop Mode with Adapter 1 for Sample 1) | Test Engineer : | Allen Cheng |

| ANTENNA POLARITY : HORIZONTAL | | | | | | | | | | |
|-------------------------------|------------------|-------------------|-----------------------|---------------------|-----------------------|-------------------|----------------------|----------------|-------------------|---------|
| Frequency (MHz) | Level (dBμV/m) | Over Limit (dB) | Limit Line (dBμV/m) | Read Level (dBμV) | Antenna Factor (dB) | Cable Loss (dB) | Preamp Factor (dB) | Ant Pos (cm) | Table Pos (deg) | Remark |
| 5724.9 | 75.08 | -11.46 | 86.54 | 67.19 | 35.52 | 3.22 | 30.85 | 100 | 231 | Peak |
| 5745 | 106.54 | - | - | 98.65 | 35.52 | 3.21 | 30.84 | 100 | 244 | Peak |
| 5745 | 95.19 | - | - | 87.3 | 35.52 | 3.21 | 30.84 | 100 | 244 | Average |

| ANTENNA POLARITY : VERTICAL | | | | | | | | | | |
|-----------------------------|------------------|-------------------|-----------------------|---------------------|-----------------------|-------------------|----------------------|----------------|-------------------|---------|
| Frequency (MHz) | Level (dBμV/m) | Over Limit (dB) | Limit Line (dBμV/m) | Read Level (dBμV) | Antenna Factor (dB) | Cable Loss (dB) | Preamp Factor (dB) | Ant Pos (cm) | Table Pos (deg) | Remark |
| 5725 | 77.72 | -13.02 | 90.74 | 69.83 | 35.52 | 3.22 | 30.85 | 100 | 7 | Peak |
| 5745 | 110.74 | - | - | 102.85 | 35.52 | 3.21 | 30.84 | 100 | 356 | Peak |
| 5745 | 99.45 | - | - | 91.56 | 35.52 | 3.21 | 30.84 | 100 | 356 | Average |

Remark: 5724.9 MHz and 5725 MHz are not within restricted bands, and its limits line are 20dB below the highest emission level.

| | | | |
|----------------|--|---------------------|-------------|
| Test Mode : | 802.11n HT20 | Temperature : | 21~22°C |
| Test Band : | High | Relative Humidity : | 41~42% |
| Test Channel : | 165 (in Laptop Mode with Adapter 1 for Sample 1) | Test Engineer : | Allen Cheng |

| ANTENNA POLARITY : HORIZONTAL | | | | | | | | | | |
|-------------------------------|------------------|-------------------|-----------------------|---------------------|-----------------------|-------------------|----------------------|----------------|-------------------|---------|
| Frequency (MHz) | Level (dBμV/m) | Over Limit (dB) | Limit Line (dBμV/m) | Read Level (dBμV) | Antenna Factor (dB) | Cable Loss (dB) | Preamp Factor (dB) | Ant Pos (cm) | Table Pos (deg) | Remark |
| 5825 | 107.22 | - | - | 99.28 | 35.55 | 3.17 | 30.78 | 100 | 116 | Peak |
| 5825 | 97.55 | - | - | 89.61 | 35.55 | 3.17 | 30.78 | 100 | 116 | Average |
| 5850 | 67.96 | -19.26 | 87.22 | 60.01 | 35.56 | 3.16 | 30.77 | 100 | 116 | Peak |

| ANTENNA POLARITY : VERTICAL | | | | | | | | | | |
|-----------------------------|------------------|-------------------|-----------------------|---------------------|-----------------------|-------------------|----------------------|----------------|-------------------|---------|
| Frequency (MHz) | Level (dBμV/m) | Over Limit (dB) | Limit Line (dBμV/m) | Read Level (dBμV) | Antenna Factor (dB) | Cable Loss (dB) | Preamp Factor (dB) | Ant Pos (cm) | Table Pos (deg) | Remark |
| 5825 | 110.83 | - | - | 102.89 | 35.55 | 3.17 | 30.78 | 100 | 216 | Peak |
| 5825 | 99.59 | - | - | 91.65 | 35.55 | 3.17 | 30.78 | 100 | 216 | Average |
| 5850 | 73.47 | -17.36 | 90.83 | 65.52 | 35.56 | 3.16 | 30.77 | 100 | 216 | Peak |

Remark: 5850 MHz is not within restricted band, and its limit line is 20dB below the highest emission level.



| | | | |
|----------------|--|---------------------|-------------|
| Test Mode : | 802.11n HT40 | Temperature : | 21~22°C |
| Test Band : | Low | Relative Humidity : | 41~42% |
| Test Channel : | 151 (in Laptop Mode with Adapter 1 for Sample 1) | Test Engineer : | Allen Cheng |

| ANTENNA POLARITY : HORIZONTAL | | | | | | | | | | |
|-------------------------------|---------------------|-------------------------|-----------------------------|---------------------------|-----------------------------|-------------------------|----------------------------|----------------------|-------------------------|---------|
| Frequency (MHz) | Level (dBμV/m) | Over Limit (dB) | Limit Line (dBμV/m) | Read Level (dBμV) | Antenna Factor (dB) | Cable Loss (dB) | Preamp Factor (dB) | Ant Pos (cm) | Table Pos (deg) | Remark |
| 5723.75 | 78.94 | -6.88 | 85.82 | 71.05 | 35.52 | 3.22 | 30.85 | 106 | 240 | Peak |
| 5755 | 105.82 | - | - | 97.92 | 35.53 | 3.2 | 30.83 | 106 | 240 | Peak |
| 5755 | 95.02 | - | - | 87.12 | 35.53 | 3.2 | 30.83 | 106 | 240 | Average |

| ANTENNA POLARITY : VERTICAL | | | | | | | | | | |
|-----------------------------|---------------------|-------------------------|-----------------------------|---------------------------|-----------------------------|-------------------------|----------------------------|----------------------|-------------------------|---------|
| Frequency (MHz) | Level (dBμV/m) | Over Limit (dB) | Limit Line (dBμV/m) | Read Level (dBμV) | Antenna Factor (dB) | Cable Loss (dB) | Preamp Factor (dB) | Ant Pos (cm) | Table Pos (deg) | Remark |
| 5723.9 | 80.02 | -7.22 | 87.24 | 72.13 | 35.52 | 3.22 | 30.85 | 100 | 59 | Peak |
| 5755 | 107.24 | - | - | 99.34 | 35.53 | 3.2 | 30.83 | 100 | 59 | Peak |
| 5755 | 96.01 | - | - | 88.11 | 35.53 | 3.2 | 30.83 | 100 | 59 | Average |

Remark: 5723.75 MHz and 5723.9 MHz are not within a restricted bands, and its limit lines are 20dB below the highest emission level.

| | | | |
|----------------|--|---------------------|-------------|
| Test Mode : | 802.11n HT40 | Temperature : | 21~22°C |
| Test Band : | High | Relative Humidity : | 41~42% |
| Test Channel : | 159 (in Laptop Mode with Adapter 1 for Sample 1) | Test Engineer : | Allen Cheng |

| ANTENNA POLARITY : HORIZONTAL | | | | | | | | | | |
|-------------------------------|---------------------|-------------------------|-----------------------------|---------------------------|-----------------------------|-------------------------|----------------------------|----------------------|-------------------------|---------|
| Frequency (MHz) | Level (dBμV/m) | Over Limit (dB) | Limit Line (dBμV/m) | Read Level (dBμV) | Antenna Factor (dB) | Cable Loss (dB) | Preamp Factor (dB) | Ant Pos (cm) | Table Pos (deg) | Remark |
| 5795 | 106.31 | - | - | 98.39 | 35.54 | 3.18 | 30.8 | 103 | 239 | Peak |
| 5795 | 95.83 | - | - | 87.91 | 35.54 | 3.18 | 30.8 | 103 | 239 | Average |
| 5850 | 65.2 | -21.11 | 86.31 | 57.25 | 35.56 | 3.16 | 30.77 | 103 | 239 | Peak |

| ANTENNA POLARITY : VERTICAL | | | | | | | | | | |
|-----------------------------|---------------------|-------------------------|-----------------------------|---------------------------|-----------------------------|-------------------------|----------------------------|----------------------|-------------------------|---------|
| Frequency (MHz) | Level (dBμV/m) | Over Limit (dB) | Limit Line (dBμV/m) | Read Level (dBμV) | Antenna Factor (dB) | Cable Loss (dB) | Preamp Factor (dB) | Ant Pos (cm) | Table Pos (deg) | Remark |
| 5795 | 109.24 | - | - | 101.32 | 35.54 | 3.18 | 30.8 | 120 | 356 | Peak |
| 5795 | 97.99 | - | - | 90.07 | 35.54 | 3.18 | 30.8 | 120 | 356 | Average |
| 5850 | 67.07 | -22.17 | 89.24 | 59.12 | 35.56 | 3.16 | 30.77 | 120 | 356 | Peak |

Remark: 5850 MHz is not within restricted band, and its limit line is 20dB below the highest emission level.



| | | | |
|----------------|---|---------------------|-------------|
| Test Mode : | 802.11b | Temperature : | 21~22°C |
| Test Band : | High | Relative Humidity : | 41~42% |
| Test Channel : | 11 (in Tablet Mode with Adapter 1 for Sample 1) | Test Engineer : | Allen Cheng |

| ANTENNA POLARITY : HORIZONTAL | | | | | | | | | | |
|-------------------------------|---------------------|-------------------------|-----------------------------|---------------------------|-----------------------------|-------------------------|----------------------------|----------------------|-------------------------|---------|
| Frequency (MHz) | Level (dBμV/m) | Over Limit (dB) | Limit Line (dBμV/m) | Read Level (dBμV) | Antenna Factor (dB) | Cable Loss (dB) | Preamp Factor (dB) | Ant Pos (cm) | Table Pos (deg) | Remark |
| 2487.7 | 57.73 | -16.27 | 74 | 54.02 | 33.05 | 2.17 | 31.51 | 200 | 162 | Peak |
| 2487.19 | 49.05 | -4.95 | 54 | 45.39 | 33.01 | 2.16 | 31.51 | 200 | 175 | Average |

| ANTENNA POLARITY : VERTICAL | | | | | | | | | | |
|-----------------------------|---------------------|-------------------------|-----------------------------|---------------------------|-----------------------------|-------------------------|----------------------------|----------------------|-------------------------|---------|
| Frequency (MHz) | Level (dBμV/m) | Over Limit (dB) | Limit Line (dBμV/m) | Read Level (dBμV) | Antenna Factor (dB) | Cable Loss (dB) | Preamp Factor (dB) | Ant Pos (cm) | Table Pos (deg) | Remark |
| 2487.97 | 56.19 | -17.81 | 74 | 52.48 | 33.05 | 2.17 | 31.51 | 100 | 236 | Peak |
| 2487.13 | 47.59 | -6.41 | 54 | 43.93 | 33.01 | 2.16 | 31.51 | 100 | 198 | Average |

| | | | |
|----------------|---|---------------------|-------------|
| Test Mode : | 802.11g | Temperature : | 21~22°C |
| Test Band : | High | Relative Humidity : | 41~42% |
| Test Channel : | 11 (in Tablet Mode with Adapter 1 for Sample 1) | Test Engineer : | Allen Cheng |

| ANTENNA POLARITY : HORIZONTAL | | | | | | | | | | |
|-------------------------------|---------------------|-------------------------|-----------------------------|---------------------------|-----------------------------|-------------------------|----------------------------|----------------------|-------------------------|---------|
| Frequency (MHz) | Level (dBμV/m) | Over Limit (dB) | Limit Line (dBμV/m) | Read Level (dBμV) | Antenna Factor (dB) | Cable Loss (dB) | Preamp Factor (dB) | Ant Pos (cm) | Table Pos (deg) | Remark |
| 2484.49 | 60.17 | -13.83 | 74 | 56.51 | 33.01 | 2.16 | 31.51 | 200 | 312 | Peak |
| 2483.5 | 44.66 | -9.34 | 54 | 41 | 33.01 | 2.16 | 31.51 | 200 | 156 | Average |

| ANTENNA POLARITY : VERTICAL | | | | | | | | | | |
|-----------------------------|---------------------|-------------------------|-----------------------------|---------------------------|-----------------------------|-------------------------|----------------------------|----------------------|-------------------------|---------|
| Frequency (MHz) | Level (dBμV/m) | Over Limit (dB) | Limit Line (dBμV/m) | Read Level (dBμV) | Antenna Factor (dB) | Cable Loss (dB) | Preamp Factor (dB) | Ant Pos (cm) | Table Pos (deg) | Remark |
| 2484.67 | 63.32 | -10.68 | 74 | 59.66 | 33.01 | 2.16 | 31.51 | 120 | 330 | Peak |
| 2483.5 | 46.97 | -7.03 | 54 | 43.31 | 33.01 | 2.16 | 31.51 | 120 | 355 | Average |



| | | | |
|----------------|---|---------------------|-------------|
| Test Mode : | 802.11n HT20 | Temperature : | 21~22°C |
| Test Band : | High | Relative Humidity : | 41~42% |
| Test Channel : | 11 (in Tablet Mode with Adapter 1 for Sample 1) | Test Engineer : | Allen Cheng |

| ANTENNA POLARITY : HORIZONTAL | | | | | | | | | | |
|-------------------------------|---------------------|-------------------------|-----------------------------|---------------------------|-----------------------------|-------------------------|----------------------------|----------------------|-------------------------|---------|
| Frequency (MHz) | Level (dBμV/m) | Over Limit (dB) | Limit Line (dBμV/m) | Read Level (dBμV) | Antenna Factor (dB) | Cable Loss (dB) | Preamp Factor (dB) | Ant Pos (cm) | Table Pos (deg) | Remark |
| 2484.58 | 60.12 | -13.88 | 74 | 56.46 | 33.01 | 2.16 | 31.51 | 158 | 88 | Peak |
| 2483.5 | 44.41 | -9.59 | 54 | 40.75 | 33.01 | 2.16 | 31.51 | 158 | 88 | Average |

| ANTENNA POLARITY : VERTICAL | | | | | | | | | | |
|-----------------------------|---------------------|-------------------------|-----------------------------|---------------------------|-----------------------------|-------------------------|----------------------------|----------------------|-------------------------|---------|
| Frequency (MHz) | Level (dBμV/m) | Over Limit (dB) | Limit Line (dBμV/m) | Read Level (dBμV) | Antenna Factor (dB) | Cable Loss (dB) | Preamp Factor (dB) | Ant Pos (cm) | Table Pos (deg) | Remark |
| 2483.59 | 62.86 | -11.14 | 74 | 59.2 | 33.01 | 2.16 | 31.51 | 115 | 186 | Peak |
| 2483.5 | 46.74 | -7.26 | 54 | 43.08 | 33.01 | 2.16 | 31.51 | 115 | 186 | Average |

| | | | |
|----------------|---|---------------------|-------------|
| Test Mode : | 802.11n HT40 | Temperature : | 21~22°C |
| Test Band : | High | Relative Humidity : | 41~42% |
| Test Channel : | 09 (in Tablet Mode with Adapter 1 for Sample 1) | Test Engineer : | Allen Cheng |

| ANTENNA POLARITY : HORIZONTAL | | | | | | | | | | |
|-------------------------------|---------------------|-------------------------|-----------------------------|---------------------------|-----------------------------|-------------------------|----------------------------|----------------------|-------------------------|---------|
| Frequency (MHz) | Level (dBμV/m) | Over Limit (dB) | Limit Line (dBμV/m) | Read Level (dBμV) | Antenna Factor (dB) | Cable Loss (dB) | Preamp Factor (dB) | Ant Pos (cm) | Table Pos (deg) | Remark |
| 2484.94 | 58.77 | -15.23 | 74 | 55.11 | 33.01 | 2.16 | 31.51 | 200 | 90 | Peak |
| 2483.5 | 44.56 | -9.44 | 54 | 40.9 | 33.01 | 2.16 | 31.51 | 200 | 90 | Average |

| ANTENNA POLARITY : VERTICAL | | | | | | | | | | |
|-----------------------------|---------------------|-------------------------|-----------------------------|---------------------------|-----------------------------|-------------------------|----------------------------|----------------------|-------------------------|---------|
| Frequency (MHz) | Level (dBμV/m) | Over Limit (dB) | Limit Line (dBμV/m) | Read Level (dBμV) | Antenna Factor (dB) | Cable Loss (dB) | Preamp Factor (dB) | Ant Pos (cm) | Table Pos (deg) | Remark |
| 2484.7 | 60.95 | -13.05 | 74 | 57.29 | 33.01 | 2.16 | 31.51 | 100 | 180 | Peak |
| 2483.5 | 46.86 | -7.14 | 54 | 43.2 | 33.01 | 2.16 | 31.51 | 100 | 180 | Average |



| | | | |
|----------------|--|---------------------|-------------|
| Test Mode : | 802.11a | Temperature : | 21~22°C |
| Test Band : | Low | Relative Humidity : | 41~42% |
| Test Channel : | 149 (in Tablet Mode with Adapter 1 for Sample 1) | Test Engineer : | Allen Cheng |

| ANTENNA POLARITY : HORIZONTAL | | | | | | | | | | |
|-------------------------------|------------------|-------------------|-----------------------|---------------------|-----------------------|-------------------|----------------------|----------------|-------------------|---------|
| Frequency (MHz) | Level (dBμV/m) | Over Limit (dB) | Limit Line (dBμV/m) | Read Level (dBμV) | Antenna Factor (dB) | Cable Loss (dB) | Preamp Factor (dB) | Ant Pos (cm) | Table Pos (deg) | Remark |
| 5724.75 | 60.17 | -19.1 | 79.27 | 52.28 | 35.52 | 3.22 | 30.85 | 100 | 306 | Peak |
| 5745 | 99.27 | - | - | 91.38 | 35.52 | 3.21 | 30.84 | 123 | 322 | Peak |
| 5745 | 88.64 | - | - | 80.75 | 35.52 | 3.21 | 30.84 | 123 | 322 | Average |

| ANTENNA POLARITY : VERTICAL | | | | | | | | | | |
|-----------------------------|------------------|-------------------|-----------------------|---------------------|-----------------------|-------------------|----------------------|----------------|-------------------|---------|
| Frequency (MHz) | Level (dBμV/m) | Over Limit (dB) | Limit Line (dBμV/m) | Read Level (dBμV) | Antenna Factor (dB) | Cable Loss (dB) | Preamp Factor (dB) | Ant Pos (cm) | Table Pos (deg) | Remark |
| 5724.75 | 68.99 | -18.39 | 87.38 | 61.1 | 35.52 | 3.22 | 30.85 | 100 | 3 | Peak |
| 5745 | 107.38 | - | - | 99.49 | 35.52 | 3.21 | 30.84 | 100 | 3 | Peak |
| 5745 | 96.82 | - | - | 88.93 | 35.52 | 3.21 | 30.84 | 100 | 3 | Average |

Remark: 5724.75 MHz is not within restricted band, and its limit line is 20dB below the highest emission level.

| | | | |
|----------------|--|---------------------|-------------|
| Test Mode : | 802.11n HT20 | Temperature : | 21~22°C |
| Test Band : | Low | Relative Humidity : | 41~42% |
| Test Channel : | 149 (in Tablet Mode with Adapter 1 for Sample 1) | Test Engineer : | Allen Cheng |

| ANTENNA POLARITY : HORIZONTAL | | | | | | | | | | |
|-------------------------------|------------------|-------------------|-----------------------|---------------------|-----------------------|-------------------|----------------------|----------------|-------------------|---------|
| Frequency (MHz) | Level (dBμV/m) | Over Limit (dB) | Limit Line (dBμV/m) | Read Level (dBμV) | Antenna Factor (dB) | Cable Loss (dB) | Preamp Factor (dB) | Ant Pos (cm) | Table Pos (deg) | Remark |
| 5724.75 | 69.98 | -10.45 | 80.43 | 62.09 | 35.52 | 3.22 | 30.85 | 100 | 322 | Peak |
| 5745 | 100.43 | - | - | 92.54 | 35.52 | 3.21 | 30.84 | 100 | 314 | Peak |
| 5745 | 89.42 | - | - | 81.53 | 35.52 | 3.21 | 30.84 | 100 | 314 | Average |

| ANTENNA POLARITY : VERTICAL | | | | | | | | | | |
|-----------------------------|------------------|-------------------|-----------------------|---------------------|-----------------------|-------------------|----------------------|----------------|-------------------|---------|
| Frequency (MHz) | Level (dBμV/m) | Over Limit (dB) | Limit Line (dBμV/m) | Read Level (dBμV) | Antenna Factor (dB) | Cable Loss (dB) | Preamp Factor (dB) | Ant Pos (cm) | Table Pos (deg) | Remark |
| 5723.75 | 78.38 | -10.47 | 88.85 | 70.49 | 35.52 | 3.22 | 30.85 | 110 | 235 | Peak |
| 5745 | 108.85 | - | - | 100.96 | 35.52 | 3.21 | 30.84 | 100 | 336 | Peak |
| 5745 | 97.61 | - | - | 89.72 | 35.52 | 3.21 | 30.84 | 100 | 336 | Average |

Remark: 5724.75 MHz and 5723.75 MHz are not within restricted bands, and its limit lines are 20dB below the highest emission level.



| | | | |
|----------------|--|---------------------|-------------|
| Test Mode : | 802.11n HT40 | Temperature : | 21~22°C |
| Test Band : | Low | Relative Humidity : | 41~42% |
| Test Channel : | 151 (in Tablet Mode with Adapter 1 for Sample 1) | Test Engineer : | Allen Cheng |

| ANTENNA POLARITY : HORIZONTAL | | | | | | | | | | |
|-------------------------------|------------------|-------------------|-----------------------|---------------------|-----------------------|-------------------|----------------------|----------------|-------------------|---------|
| Frequency (MHz) | Level (dBμV/m) | Over Limit (dB) | Limit Line (dBμV/m) | Read Level (dBμV) | Antenna Factor (dB) | Cable Loss (dB) | Preamp Factor (dB) | Ant Pos (cm) | Table Pos (deg) | Remark |
| 5723.75 | 69.57 | -8.62 | 78.19 | 61.68 | 35.52 | 3.22 | 30.85 | 126 | 214 | Peak |
| 5755 | 98.19 | - | - | 90.29 | 35.53 | 3.2 | 30.83 | 100 | 322 | Peak |
| 5755 | 86.85 | - | - | 78.95 | 35.53 | 3.2 | 30.83 | 100 | 322 | Average |

| ANTENNA POLARITY : VERTICAL | | | | | | | | | | |
|-----------------------------|------------------|-------------------|-----------------------|---------------------|-----------------------|-------------------|----------------------|----------------|-------------------|---------|
| Frequency (MHz) | Level (dBμV/m) | Over Limit (dB) | Limit Line (dBμV/m) | Read Level (dBμV) | Antenna Factor (dB) | Cable Loss (dB) | Preamp Factor (dB) | Ant Pos (cm) | Table Pos (deg) | Remark |
| 5723.85 | 79.06 | -9.03 | 88.09 | 71.17 | 35.52 | 3.22 | 30.85 | 155 | 2 | Peak |
| 5755 | 108.09 | - | - | 100.19 | 35.53 | 3.2 | 30.83 | 106 | 21 | Peak |
| 5755 | 96.86 | - | - | 88.96 | 35.53 | 3.2 | 30.83 | 106 | 21 | Average |

Remark: 5723.75 MHz and 5723.85 MHz are not within restricted bands, and its limit lines are 20dB below the highest emission level.

| | | | |
|----------------|---|---------------------|-------------|
| Test Mode : | 802.11n HT40 | Temperature : | 21~22°C |
| Test Band : | High | Relative Humidity : | 41~42% |
| Test Channel : | 09 (in Laptop Mode with Adapter 2 for Sample 2) | Test Engineer : | Allen Cheng |

| ANTENNA POLARITY : HORIZONTAL | | | | | | | | | | |
|-------------------------------|------------------|-------------------|-----------------------|---------------------|-----------------------|-------------------|----------------------|----------------|-------------------|---------|
| Frequency (MHz) | Level (dBμV/m) | Over Limit (dB) | Limit Line (dBμV/m) | Read Level (dBμV) | Antenna Factor (dB) | Cable Loss (dB) | Preamp Factor (dB) | Ant Pos (cm) | Table Pos (deg) | Remark |
| 2484.58 | 52.91 | -21.09 | 74 | 49.25 | 33.01 | 2.16 | 31.51 | 175 | 307 | Peak |
| 2483.5 | 38.13 | -15.87 | 54 | 34.47 | 33.01 | 2.16 | 31.51 | 175 | 307 | Average |

| ANTENNA POLARITY : VERTICAL | | | | | | | | | | |
|-----------------------------|------------------|-------------------|-----------------------|---------------------|-----------------------|-------------------|----------------------|----------------|-------------------|---------|
| Frequency (MHz) | Level (dBμV/m) | Over Limit (dB) | Limit Line (dBμV/m) | Read Level (dBμV) | Antenna Factor (dB) | Cable Loss (dB) | Preamp Factor (dB) | Ant Pos (cm) | Table Pos (deg) | Remark |
| 2487.07 | 56.44 | -17.56 | 74 | 52.78 | 33.01 | 2.16 | 31.51 | 123 | 19 | Peak |
| 2483.5 | 40.5 | -13.5 | 54 | 36.84 | 33.01 | 2.16 | 31.51 | 123 | 19 | Average |



| | | | |
|----------------|---|---------------------|-------------|
| Test Mode : | 802.11n HT40 | Temperature : | 21~22°C |
| Test Band : | High | Relative Humidity : | 41~42% |
| Test Channel : | 09 (in Laptop Mode with Adapter 3 for Sample 3) | Test Engineer : | Allen Cheng |

| ANTENNA POLARITY : HORIZONTAL | | | | | | | | | | |
|-------------------------------|---------------------|-------------------------|-----------------------------|---------------------------|-----------------------------|-------------------------|----------------------------|----------------------|-------------------------|---------|
| Frequency (MHz) | Level (dBμV/m) | Over Limit (dB) | Limit Line (dBμV/m) | Read Level (dBμV) | Antenna Factor (dB) | Cable Loss (dB) | Preamp Factor (dB) | Ant Pos (cm) | Table Pos (deg) | Remark |
| 2485.18 | 54.43 | -19.57 | 74 | 50.77 | 33.01 | 2.16 | 31.51 | 139 | 138 | Peak |
| 2483.5 | 40.73 | -13.27 | 54 | 37.07 | 33.01 | 2.16 | 31.51 | 139 | 138 | Average |

| ANTENNA POLARITY : VERTICAL | | | | | | | | | | |
|-----------------------------|---------------------|-------------------------|-----------------------------|---------------------------|-----------------------------|-------------------------|----------------------------|----------------------|-------------------------|---------|
| Frequency (MHz) | Level (dBμV/m) | Over Limit (dB) | Limit Line (dBμV/m) | Read Level (dBμV) | Antenna Factor (dB) | Cable Loss (dB) | Preamp Factor (dB) | Ant Pos (cm) | Table Pos (deg) | Remark |
| 2485.12 | 57.52 | -16.48 | 74 | 53.86 | 33.01 | 2.16 | 31.51 | 100 | 238 | Peak |
| 2483.5 | 43.07 | -10.93 | 54 | 39.41 | 33.01 | 2.16 | 31.51 | 100 | 238 | Average |

| | | | |
|----------------|---|---------------------|-------------|
| Test Mode : | 802.11n HT40 | Temperature : | 21~22°C |
| Test Band : | High | Relative Humidity : | 41~42% |
| Test Channel : | 09 (in Laptop Mode with Adapter 4 for Sample 4) | Test Engineer : | Allen Cheng |

| ANTENNA POLARITY : HORIZONTAL | | | | | | | | | | |
|-------------------------------|---------------------|-------------------------|-----------------------------|---------------------------|-----------------------------|-------------------------|----------------------------|----------------------|-------------------------|---------|
| Frequency (MHz) | Level (dBμV/m) | Over Limit (dB) | Limit Line (dBμV/m) | Read Level (dBμV) | Antenna Factor (dB) | Cable Loss (dB) | Preamp Factor (dB) | Ant Pos (cm) | Table Pos (deg) | Remark |
| 2484.7 | 58.24 | -15.76 | 74 | 54.58 | 33.01 | 2.16 | 31.51 | 115 | 226 | Peak |
| 2483.5 | 43.29 | -10.71 | 54 | 39.63 | 33.01 | 2.16 | 31.51 | 115 | 226 | Average |

| ANTENNA POLARITY : VERTICAL | | | | | | | | | | |
|-----------------------------|---------------------|-------------------------|-----------------------------|---------------------------|-----------------------------|-------------------------|----------------------------|----------------------|-------------------------|---------|
| Frequency (MHz) | Level (dBμV/m) | Over Limit (dB) | Limit Line (dBμV/m) | Read Level (dBμV) | Antenna Factor (dB) | Cable Loss (dB) | Preamp Factor (dB) | Ant Pos (cm) | Table Pos (deg) | Remark |
| 2486.95 | 57.75 | -16.25 | 74 | 54.09 | 33.01 | 2.16 | 31.51 | 120 | 71 | Peak |
| 2483.5 | 42.33 | -11.67 | 54 | 38.67 | 33.01 | 2.16 | 31.51 | 120 | 71 | Average |

3.5.7 Test Result of Radiated Emission (30MHz ~ 10th Harmonic)

NOTE: Below 1GHz for radiated emission measurement, pre-scanned all test modes and only choose the worst case mode was recorded in the report.

| | | | |
|------------------------|---|----------------------------|------------|
| Test Mode : | 802.11b | Temperature : | 21~22°C |
| Test Channel : | 01 (in Laptop Mode with Adapter 1 for Sample 1) | Relative Humidity : | 41~42% |
| Test Engineer : | Allen Cheng | Polarization : | Horizontal |
| Remark : | 1. 2412 MHz is fundamental signal which can be ignored. 2. 2397.03 MHz and 7236 are not within restricted bands, and their limit lines are 20dB below the highest emission level. For example, 102.21 dBuV/m - 20dB = 82.21 dBuV/m. 3. Average measurement was not performed if peak level went lower than the average limit. | | |

| Frequency (MHz) | Level (dBμV/m) | Over Limit (dB) | Limit Line (dBμV/m) | Read Level (dBμV) | Antenna Factor (dB) | Cable Loss (dB) | Preamp Factor (dB) | Ant Pos (cm) | Table Pos (deg) | Remark |
|----------------------|---------------------|-------------------------|-----------------------------|-------------------------|-----------------------------|-------------------------|----------------------------|----------------------|-------------------------|---------|
| 2397.03 | 60.58 | -21.63 | 82.21 | 57.12 | 32.86 | 2.11 | 31.51 | 115 | 296 | Peak |
| 2412 | 102.21 | - | - | 98.71 | 32.89 | 2.12 | 31.51 | 100 | 288 | Peak |
| 2412 | 97.36 | - | - | 93.86 | 32.89 | 2.12 | 31.51 | 100 | 288 | Average |
| 4824 | 48.65 | -25.35 | 74 | 41.92 | 35.17 | 3.09 | 31.53 | 121 | 45 | Peak |
| 7236 | 48.07 | -34.14 | 82.21 | 39.6 | 36.18 | 3.24 | 30.95 | 135 | 47 | Peak |



| | | | |
|------------------------|---|----------------------------|----------|
| Test Mode : | 802.11b | Temperature : | 21~22°C |
| Test Channel : | 01 (in Laptop Mode with Adapter 1 for Sample 1) | Relative Humidity : | 41~42% |
| Test Engineer : | Allen Cheng | Polarization : | Vertical |
| Remark : | 1. 2412 MHz is fundamental signal which can be ignored. 2. 2397.03 MHz and 7236 are not within restricted bands, and their limit lines are 20dB below the highest emission level. 3. Average measurement was not performed if peak level went lower than the average limit. | | |

| Frequency (MHz) | Level (dBμV/m) | Over Limit (dB) | Limit Line (dBμV/m) | Read Level (dBμV) | Antenna Factor (dB) | Cable Loss (dB) | Preamp Factor (dB) | Ant Pos (cm) | Table Pos (deg) | Remark |
|----------------------|---------------------|-------------------------|-----------------------------|---------------------------|-----------------------------|-------------------------|----------------------------|----------------------|-------------------------|---------|
| 2397.03 | 62.36 | -24.66 | 87.02 | 58.9 | 32.86 | 2.11 | 31.51 | 100 | 17 | Peak |
| 2412 | 107.02 | - | - | 103.52 | 32.89 | 2.12 | 31.51 | 125 | 44 | Peak |
| 2412 | 101.39 | - | - | 97.89 | 32.89 | 2.12 | 31.51 | 125 | 44 | Average |
| 4824 | 50.42 | -23.58 | 74 | 43.69 | 35.17 | 3.09 | 31.53 | 121 | 187 | Peak |
| 7236 | 49.32 | -37.7 | 87.02 | 40.85 | 36.18 | 3.24 | 30.95 | 100 | 237 | Peak |



| | | | |
|------------------------|--|----------------------------|------------|
| Test Mode : | 802.11b | Temperature : | 21~22°C |
| Test Channel : | 06 (in Laptop Mode with Adapter 1 for Sample 1) | Relative Humidity : | 41~42% |
| Test Engineer : | Allen Cheng | Polarization : | Horizontal |
| Remark : | 1. 2437 MHz is fundamental signal which can be ignored. 2. Average measurement was not performed if peak level went lower than the average limit. | | |

| Frequency (MHz) | Level (dBμV/m) | Over Limit (dB) | Limit Line (dBμV/m) | Read Level (dBμV) | Antenna Factor (dB) | Cable Loss (dB) | Preamp Factor (dB) | Ant Pos (cm) | Table Pos (deg) | Remark |
|----------------------|---------------------|-------------------------|-----------------------------|-------------------------|-----------------------------|-------------------------|----------------------------|----------------------|-------------------------|---------|
| 2437 | 104.16 | - | - | 100.58 | 32.95 | 2.14 | 31.51 | 200 | 360 | Peak |
| 2437 | 98.52 | - | - | 94.94 | 32.95 | 2.14 | 31.51 | 200 | 360 | Average |
| 4874 | 49.14 | -24.86 | 74 | 42.36 | 35.18 | 3.12 | 31.52 | 124 | 347 | Peak |
| 7311 | 51.38 | -22.62 | 74 | 42.91 | 36.2 | 3.21 | 30.94 | 120 | 15 | Peak |

| | | | |
|------------------------|--|----------------------------|----------|
| Test Mode : | 802.11b | Temperature : | 21~22°C |
| Test Channel : | 06 (in Laptop Mode with Adapter 1 for Sample 1) | Relative Humidity : | 41~42% |
| Test Engineer : | Allen Cheng | Polarization : | Vertical |
| Remark : | 1. 2437 MHz is fundamental signal which can be ignored. 2. Average measurement was not performed if peak level went lower than the average limit. | | |

| Frequency (MHz) | Level (dBμV/m) | Over Limit (dB) | Limit Line (dBμV/m) | Read Level (dBμV) | Antenna Factor (dB) | Cable Loss (dB) | Preamp Factor (dB) | Ant Pos (cm) | Table Pos (deg) | Remark |
|----------------------|---------------------|-------------------------|-----------------------------|-------------------------|-----------------------------|-------------------------|----------------------------|----------------------|-------------------------|---------|
| 2437 | 109.7 | - | - | 106.12 | 32.95 | 2.14 | 31.51 | 100 | 40 | Peak |
| 2437 | 105.01 | - | - | 101.43 | 32.95 | 2.14 | 31.51 | 100 | 40 | Average |
| 4874 | 55.24 | -18.76 | 74 | 48.46 | 35.18 | 3.12 | 31.52 | 114 | 204 | Peak |
| 4874 | 48.27 | -5.73 | 54 | 41.49 | 35.18 | 3.12 | 31.52 | 114 | 204 | Average |
| 7311 | 50.5 | -23.5 | 74 | 42.03 | 36.2 | 3.21 | 30.94 | 100 | 132 | Peak |



| | | | |
|------------------------|--|----------------------------|------------|
| Test Mode : | 802.11b | Temperature : | 21~22°C |
| Test Channel : | 11 (in Laptop Mode with Adapter 1 for Sample 1) | Relative Humidity : | 41~42% |
| Test Engineer : | Allen Cheng | Polarization : | Horizontal |
| Remark : | 1. 2462 MHz is fundamental signal which can be ignored. 2. Average measurement was not performed if peak level went lower than the average limit. | | |

| Frequency (MHz) | Level (dBμV/m) | Over Limit (dB) | Limit Line (dBμV/m) | Read Level (dBμV) | Antenna Factor (dB) | Cable Loss (dB) | Preamp Factor (dB) | Ant Pos (cm) | Table Pos (deg) | Remark |
|----------------------|---------------------|-------------------------|-----------------------------|-------------------------|-----------------------------|-------------------------|----------------------------|----------------------|-------------------------|---------|
| 2462 | 105.2 | - | - | 101.58 | 32.98 | 2.15 | 31.51 | 118 | 314 | Peak |
| 2462 | 100.1 | - | - | 96.48 | 32.98 | 2.15 | 31.51 | 118 | 314 | Average |
| 4924 | 50.83 | -23.17 | 74 | 44 | 35.19 | 3.15 | 31.51 | | | Peak |
| 7386 | 51.78 | -22.22 | 74 | 43.28 | 36.24 | 3.19 | 30.93 | 120 | 157 | Peak |

| | | | |
|------------------------|--|----------------------------|----------|
| Test Mode : | 802.11b | Temperature : | 21~22°C |
| Test Channel : | 11 (in Laptop Mode with Adapter 1 for Sample 1) | Relative Humidity : | 41~42% |
| Test Engineer : | Allen Cheng | Polarization : | Vertical |
| Remark : | 1. 2462 MHz is fundamental signal which can be ignored. 2. Average measurement was not performed if peak level went lower than the average limit. | | |

| Frequency (MHz) | Level (dBμV/m) | Over Limit (dB) | Limit Line (dBμV/m) | Read Level (dBμV) | Antenna Factor (dB) | Cable Loss (dB) | Preamp Factor (dB) | Ant Pos (cm) | Table Pos (deg) | Remark |
|----------------------|---------------------|-------------------------|-----------------------------|-------------------------|-----------------------------|-------------------------|----------------------------|----------------------|-------------------------|---------|
| 2462 | 108.95 | - | - | 105.33 | 32.98 | 2.15 | 31.51 | 100 | 13 | Peak |
| 2462 | 103.86 | - | - | 100.24 | 32.98 | 2.15 | 31.51 | 100 | 13 | Average |
| 4924 | 56.15 | -17.85 | 74 | 49.32 | 35.19 | 3.15 | 31.51 | 151 | 244 | Peak |
| 4924 | 49.48 | -4.52 | 54 | 42.65 | 35.19 | 3.15 | 31.51 | 151 | 244 | Average |
| 7386 | 50.92 | -23.08 | 74 | 42.42 | 36.24 | 3.19 | 30.93 | 100 | 231 | Peak |



| | | | |
|------------------------|---|----------------------------|------------|
| Test Mode : | 802.11g | Temperature : | 21~22°C |
| Test Channel : | 01 (in Laptop Mode with Adapter 1 for Sample 1) | Relative Humidity : | 41~42% |
| Test Engineer : | Allen Cheng | Polarization : | Horizontal |
| Remark : | 1. 2412 MHz is fundamental signal which can be ignored. 2. 2397.81 MHz and 7236 are not within restricted bands, and their limit lines are 20dB below the highest emission level. 3. Average measurement was not performed if peak level went lower than the average limit. | | |

| Frequency (MHz) | Level (dBμV/m) | Over Limit (dB) | Limit Line (dBμV/m) | Read Level (dBμV) | Antenna Factor (dB) | Cable Loss (dB) | Preamp Factor (dB) | Ant Pos (cm) | Table Pos (deg) | Remark |
|----------------------|---------------------|-------------------------|-----------------------------|---------------------------|-----------------------------|-------------------------|----------------------------|----------------------|-------------------------|---------|
| 2397.81 | 62.91 | -18.67 | 81.58 | 59.45 | 32.86 | 2.11 | 31.51 | 148 | 292 | Peak |
| 2412 | 101.58 | - | - | 98.08 | 32.89 | 2.12 | 31.51 | 120 | 292 | Peak |
| 2412 | 90.96 | - | - | 87.46 | 32.89 | 2.12 | 31.51 | 120 | 292 | Average |
| 4824 | 48.27 | -25.73 | 74 | 41.54 | 35.17 | 3.09 | 31.53 | 125 | 48 | Peak |
| 7236 | 49.61 | -31.97 | 81.58 | 41.14 | 36.18 | 3.24 | 30.95 | 167 | 189 | Peak |

| | | | |
|------------------------|--|----------------------------|----------|
| Test Mode : | 802.11g | Temperature : | 21~22°C |
| Test Channel : | 01 (in Laptop Mode with Adapter 1 for Sample 1) | Relative Humidity : | 41~42% |
| Test Engineer : | Allen Cheng | Polarization : | Vertical |
| Remark : | 1. 2412 MHz is fundamental signal which can be ignored. 2. 2398 MHz and 7236 are not within restricted bands, and their limit lines are 20dB below the highest emission level. 3. Average measurement was not performed if peak level went lower than the average limit. | | |

| Frequency (MHz) | Level (dBμV/m) | Over Limit (dB) | Limit Line (dBμV/m) | Read Level (dBμV) | Antenna Factor (dB) | Cable Loss (dB) | Preamp Factor (dB) | Ant Pos (cm) | Table Pos (deg) | Remark |
|----------------------|---------------------|-------------------------|-----------------------------|---------------------------|-----------------------------|-------------------------|----------------------------|----------------------|-------------------------|---------|
| 2398 | 68.55 | -16.68 | 85.23 | 65.09 | 32.86 | 2.11 | 31.51 | 100 | 42 | Peak |
| 2412 | 105.23 | - | - | 101.73 | 32.89 | 2.12 | 31.51 | 100 | 42 | Peak |
| 2412 | 94.55 | - | - | 91.05 | 32.89 | 2.12 | 31.51 | 100 | 42 | Average |
| 4824 | 48.27 | -25.73 | 74 | 41.54 | 35.17 | 3.09 | 31.53 | 124 | 56 | Peak |
| 7236 | 50.11 | -35.12 | 85.23 | 41.64 | 36.18 | 3.24 | 30.95 | 123 | 48 | Peak |



| | | | |
|------------------------|--|----------------------------|------------|
| Test Mode : | 802.11g | Temperature : | 21~22°C |
| Test Channel : | 06 (in Laptop Mode with Adapter 1 for Sample 1) | Relative Humidity : | 41~42% |
| Test Engineer : | Allen Cheng | Polarization : | Horizontal |
| Remark : | 1. 2437 MHz is fundamental signal which can be ignored. 2. Average measurement was not performed if peak level went lower than the average limit. | | |

| Frequency (MHz) | Level (dBμV/m) | Over Limit (dB) | Limit Line (dBμV/m) | Read Level (dBμV) | Antenna Factor (dB) | Cable Loss (dB) | Preamp Factor (dB) | Ant Pos (cm) | Table Pos (deg) | Remark |
|----------------------|---------------------|-------------------------|-----------------------------|-------------------------|-----------------------------|-------------------------|----------------------------|----------------------|-------------------------|---------|
| 2437 | 100.08 | - | - | 96.5 | 32.95 | 2.14 | 31.51 | 100 | 265 | Peak |
| 2437 | 88.88 | - | - | 85.3 | 32.95 | 2.14 | 31.51 | 100 | 265 | Average |
| 4874 | 47.87 | -26.13 | 74 | 41.09 | 35.18 | 3.12 | 31.52 | 120 | 157 | Peak |
| 7311 | 48.77 | -25.23 | 74 | 40.3 | 36.2 | 3.21 | 30.94 | 120 | 157 | Peak |

| | | | |
|------------------------|--|----------------------------|----------|
| Test Mode : | 802.11g | Temperature : | 21~22°C |
| Test Channel : | 06 (in Laptop Mode with Adapter 1 for Sample 1) | Relative Humidity : | 41~42% |
| Test Engineer : | Allen Cheng | Polarization : | Vertical |
| Remark : | 1. 2437 MHz is fundamental signal which can be ignored. 2. Average measurement was not performed if peak level went lower than the average limit. | | |

| Frequency (MHz) | Level (dBμV/m) | Over Limit (dB) | Limit Line (dBμV/m) | Read Level (dBμV) | Antenna Factor (dB) | Cable Loss (dB) | Preamp Factor (dB) | Ant Pos (cm) | Table Pos (deg) | Remark |
|----------------------|---------------------|-------------------------|-----------------------------|-------------------------|-----------------------------|-------------------------|----------------------------|----------------------|-------------------------|---------|
| 2437 | 105.18 | - | - | 101.6 | 32.95 | 2.14 | 31.51 | 100 | 37 | Peak |
| 2437 | 94.33 | - | - | 90.75 | 32.95 | 2.14 | 31.51 | 100 | 37 | Average |
| 4874 | 48.08 | -25.92 | 74 | 41.3 | 35.18 | 3.12 | 31.52 | 122 | 45 | Peak |
| 7311 | 49.5 | -24.5 | 74 | 41.03 | 36.2 | 3.21 | 30.94 | 200 | 345 | Peak |



| | | | |
|------------------------|--|----------------------------|------------|
| Test Mode : | 802.11g | Temperature : | 21~22°C |
| Test Channel : | 11 (in Laptop Mode with Adapter 1 for Sample 1) | Relative Humidity : | 41~42% |
| Test Engineer : | Allen Cheng | Polarization : | Horizontal |
| Remark : | 1. 2462 MHz is fundamental signal which can be ignored. 2. Average measurement was not performed if peak level went lower than the average limit. | | |

| Frequency (MHz) | Level (dBμV/m) | Over Limit (dB) | Limit Line (dBμV/m) | Read Level (dBμV) | Antenna Factor (dB) | Cable Loss (dB) | Preamp Factor (dB) | Ant Pos (cm) | Table Pos (deg) | Remark |
|----------------------|---------------------|-------------------------|-----------------------------|-------------------------|-----------------------------|-------------------------|----------------------------|----------------------|-------------------------|---------|
| 2462 | 100.89 | - | - | 97.27 | 32.98 | 2.15 | 31.51 | 100 | 313 | Peak |
| 2462 | 90.04 | - | - | 86.42 | 32.98 | 2.15 | 31.51 | 100 | 313 | Average |
| 4924 | 48.36 | -25.64 | 74 | 41.53 | 35.19 | 3.15 | 31.51 | 122 | 355 | Peak |
| 7386 | 48.96 | -25.04 | 74 | 40.46 | 36.24 | 3.19 | 30.93 | 120 | 154 | Peak |

| | | | |
|------------------------|--|----------------------------|----------|
| Test Mode : | 802.11g | Temperature : | 21~22°C |
| Test Channel : | 11 (in Laptop Mode with Adapter 1 for Sample 1) | Relative Humidity : | 41~42% |
| Test Engineer : | Allen Cheng | Polarization : | Vertical |
| Remark : | 1. 2462 MHz is fundamental signal which can be ignored. 2. Average measurement was not performed if peak level went lower than the average limit. | | |

| Frequency (MHz) | Level (dBμV/m) | Over Limit (dB) | Limit Line (dBμV/m) | Read Level (dBμV) | Antenna Factor (dB) | Cable Loss (dB) | Preamp Factor (dB) | Ant Pos (cm) | Table Pos (deg) | Remark |
|----------------------|---------------------|-------------------------|-----------------------------|-------------------------|-----------------------------|-------------------------|----------------------------|----------------------|-------------------------|---------|
| 2462 | 105.1 | - | - | 101.48 | 32.98 | 2.15 | 31.51 | 119 | 39 | Peak |
| 2462 | 94.05 | - | - | 90.43 | 32.98 | 2.15 | 31.51 | 119 | 39 | Average |
| 4924 | 48.62 | -25.38 | 74 | 41.79 | 35.19 | 3.15 | 31.51 | 124 | 56 | Peak |
| 7386 | 49.13 | -24.87 | 74 | 40.63 | 36.24 | 3.19 | 30.93 | 100 | 0 | Peak |



| | | | |
|------------------------|---|----------------------------|------------|
| Test Mode : | 2.4GHz 802.11n-HT20 | Temperature : | 21~22°C |
| Test Channel : | 01 (in Laptop Mode with Adapter 1 for Sample 1) | Relative Humidity : | 41~42% |
| Test Engineer : | Allen Cheng | Polarization : | Horizontal |
| Remark : | 1. 2412 MHz is fundamental signal which can be ignored. 2. 2398.83 MHz and 7236 are not within restricted bands, and their limit lines are 20dB below the highest emission level. 3. Average measurement was not performed if peak level went lower than the average limit. | | |

| Frequency (MHz) | Level (dBμV/m) | Over Limit (dB) | Limit Line (dBμV/m) | Read Level (dBμV) | Antenna Factor (dB) | Cable Loss (dB) | Preamp Factor (dB) | Ant Pos (cm) | Table Pos (deg) | Remark |
|----------------------|---------------------|-------------------------|-----------------------------|---------------------------|-----------------------------|-------------------------|----------------------------|----------------------|-------------------------|---------|
| 2398.83 | 60.99 | -21.49 | 82.48 | 57.53 | 32.86 | 2.11 | 31.51 | 100 | 315 | Peak |
| 2412 | 102.48 | - | - | 98.98 | 32.89 | 2.12 | 31.51 | 100 | 293 | Peak |
| 2412 | 90.26 | - | - | 86.76 | 32.89 | 2.12 | 31.51 | 100 | 293 | Average |
| 4824 | 49.67 | -24.33 | 74 | 42.94 | 35.17 | 3.09 | 31.53 | 101 | 243 | Peak |
| 7236 | 49.31 | -33.17 | 82.48 | 40.84 | 36.18 | 3.24 | 30.95 | 100 | 0 | Peak |

| | | | |
|------------------------|--|----------------------------|----------|
| Test Mode : | 2.4GHz 802.11n-HT20 | Temperature : | 21~22°C |
| Test Channel : | 01 (in Laptop Mode with Adapter 1 for Sample 1) | Relative Humidity : | 41~42% |
| Test Engineer : | Allen Cheng | Polarization : | Vertical |
| Remark : | 1. 2412 MHz is fundamental signal which can be ignored. 2. 2399 MHz and 7236 are not within restricted bands, and their limit lines are 20dB below the highest emission level. 3. Average measurement was not performed if peak level went lower than the average limit. | | |

| Frequency (MHz) | Level (dBμV/m) | Over Limit (dB) | Limit Line (dBμV/m) | Read Level (dBμV) | Antenna Factor (dB) | Cable Loss (dB) | Preamp Factor (dB) | Ant Pos (cm) | Table Pos (deg) | Remark |
|----------------------|---------------------|-------------------------|-----------------------------|---------------------------|-----------------------------|-------------------------|----------------------------|----------------------|-------------------------|---------|
| 2399 | 66.17 | -18.99 | 85.16 | 62.71 | 32.86 | 2.11 | 31.51 | 100 | 39 | Peak |
| 2412 | 105.16 | - | - | 101.66 | 32.89 | 2.12 | 31.51 | 172 | 70 | Peak |
| 2412 | 93.16 | - | - | 89.66 | 32.89 | 2.12 | 31.51 | 172 | 70 | Average |
| 4824 | 47.19 | -26.81 | 74 | 40.46 | 35.17 | 3.09 | 31.53 | 120 | 157 | Peak |
| 7236 | 48.65 | -36.51 | 85.16 | 40.18 | 36.18 | 3.24 | 30.95 | 100 | 0 | Peak |



| | | | |
|------------------------|--|----------------------------|------------|
| Test Mode : | 2.4GHz 802.11n-HT20 | Temperature : | 21~22°C |
| Test Channel : | 06 (in Laptop Mode with Adapter 1 for Sample 1) | Relative Humidity : | 41~42% |
| Test Engineer : | Allen Cheng | Polarization : | Horizontal |
| Remark : | 1. 2437 MHz is fundamental signal which can be ignored. 2. Average measurement was not performed if peak level went lower than the average limit. | | |

| Frequency (MHz) | Level (dBμV/m) | Over Limit (dB) | Limit Line (dBμV/m) | Read Level (dBμV) | Antenna Factor (dB) | Cable Loss (dB) | Preamp Factor (dB) | Ant Pos (cm) | Table Pos (deg) | Remark |
|----------------------|---------------------|-------------------------|-----------------------------|-------------------------|-----------------------------|-------------------------|----------------------------|----------------------|-------------------------|---------|
| 2437 | 101.1 | - | - | 97.52 | 32.95 | 2.14 | 31.51 | 115 | 389 | Peak |
| 2437 | 89.79 | - | - | 86.21 | 32.95 | 2.14 | 31.51 | 115 | 389 | Average |
| 4874 | 48.05 | -25.95 | 74 | 41.27 | 35.18 | 3.12 | 31.52 | 120 | 157 | Peak |
| 7311 | 49.15 | -24.85 | 74 | 40.68 | 36.2 | 3.21 | 30.94 | 121 | 78 | Peak |

| | | | |
|------------------------|--|----------------------------|----------|
| Test Mode : | 2.4GHz 802.11n-HT20 | Temperature : | 21~22°C |
| Test Channel : | 06 (in Laptop Mode with Adapter 1 for Sample 1) | Relative Humidity : | 41~42% |
| Test Engineer : | Allen Cheng | Polarization : | Vertical |
| Remark : | 1. 2437 MHz is fundamental signal which can be ignored. 2. Average measurement was not performed if peak level went lower than the average limit. | | |

| Frequency (MHz) | Level (dBμV/m) | Over Limit (dB) | Limit Line (dBμV/m) | Read Level (dBμV) | Antenna Factor (dB) | Cable Loss (dB) | Preamp Factor (dB) | Ant Pos (cm) | Table Pos (deg) | Remark |
|----------------------|---------------------|-------------------------|-----------------------------|-------------------------|-----------------------------|-------------------------|----------------------------|----------------------|-------------------------|---------|
| 2437 | 106.07 | - | - | 102.49 | 32.95 | 2.14 | 31.51 | 100 | 42 | Peak |
| 2437 | 94.64 | - | - | 91.06 | 32.95 | 2.14 | 31.51 | 100 | 42 | Average |
| 4874 | 46.97 | -27.03 | 74 | 40.19 | 35.18 | 3.12 | 31.52 | 124 | 157 | Peak |
| 7311 | 50.7 | -23.3 | 74 | 42.23 | 36.2 | 3.21 | 30.94 | 120 | 0 | Peak |



| | | | |
|------------------------|--|----------------------------|------------|
| Test Mode : | 2.4GHz 802.11n-HT20 | Temperature : | 21~22°C |
| Test Channel : | 11 (in Laptop Mode with Adapter 1 for Sample 1) | Relative Humidity : | 41~42% |
| Test Engineer : | Allen Cheng | Polarization : | Horizontal |
| Remark : | 1. 2462 MHz is fundamental signal which can be ignored. 2. Average measurement was not performed if peak level went lower than the average limit. | | |

| Frequency (MHz) | Level (dBμV/m) | Over Limit (dB) | Limit Line (dBμV/m) | Read Level (dBμV) | Antenna Factor (dB) | Cable Loss (dB) | Preamp Factor (dB) | Ant Pos (cm) | Table Pos (deg) | Remark |
|----------------------|---------------------|-------------------------|-----------------------------|-------------------------|-----------------------------|-------------------------|----------------------------|----------------------|-------------------------|---------|
| 2462 | 101.48 | - | - | 97.86 | 32.98 | 2.15 | 31.51 | 100 | 316 | Peak |
| 2462 | 90.1 | - | - | 86.48 | 32.98 | 2.15 | 31.51 | 100 | 316 | Average |
| 4924 | 47.51 | -26.49 | 74 | 40.68 | 35.19 | 3.15 | 31.51 | 100 | 0 | Peak |
| 7386 | 48.62 | -25.38 | 74 | 40.12 | 36.24 | 3.19 | 30.93 | 123 | 58 | Peak |

| | | | |
|------------------------|--|----------------------------|----------|
| Test Mode : | 2.4GHz 802.11n-HT20 | Temperature : | 21~22°C |
| Test Channel : | 11 (in Laptop Mode with Adapter 1 for Sample 1) | Relative Humidity : | 41~42% |
| Test Engineer : | Allen Cheng | Polarization : | Vertical |
| Remark : | 1. 2462 MHz is fundamental signal which can be ignored. 2. Average measurement was not performed if peak level went lower than the average limit. | | |

| Frequency (MHz) | Level (dBμV/m) | Over Limit (dB) | Limit Line (dBμV/m) | Read Level (dBμV) | Antenna Factor (dB) | Cable Loss (dB) | Preamp Factor (dB) | Ant Pos (cm) | Table Pos (deg) | Remark |
|----------------------|---------------------|-------------------------|-----------------------------|-------------------------|-----------------------------|-------------------------|----------------------------|----------------------|-------------------------|---------|
| 2462 | 105.08 | - | - | 101.46 | 32.98 | 2.15 | 31.51 | 123 | 40 | Peak |
| 2462 | 94.23 | - | - | 90.61 | 32.98 | 2.15 | 31.51 | 123 | 40 | Average |
| 4924 | 50.75 | -23.25 | 74 | 43.92 | 35.19 | 3.15 | 31.51 | 120 | 147 | Peak |
| 7386 | 50.53 | -23.47 | 74 | 42.03 | 36.24 | 3.19 | 30.93 | 100 | 210 | Peak |



| | | | |
|------------------------|--|----------------------------|------------|
| Test Mode : | 2.4GHz 802.11n-HT40 | Temperature : | 21~22°C |
| Test Channel : | 03 (in Laptop Mode with Adapter 1 for Sample 1) | Relative Humidity : | 41~42% |
| Test Engineer : | Allen Cheng | Polarization : | Horizontal |
| Remark : | 1. 2422 MHz is fundamental signal which can be ignored. 2. 2398.38 MHz is not within restricted band, and its limit line is 20dB below the highest emission level. 3. Average measurement was not performed if peak level went lower than the average limit. | | |

| Frequency (MHz) | Level (dBμV/m) | Over Limit (dB) | Limit Line (dBμV/m) | Read Level (dBμV) | Antenna Factor (dB) | Cable Loss (dB) | Preamp Factor (dB) | Ant Pos (cm) | Table Pos (deg) | Remark |
|----------------------|---------------------|-------------------------|-----------------------------|-------------------------|-----------------------------|-------------------------|----------------------------|----------------------|-------------------------|---------|
| 2398.38 | 59.75 | -18.18 | 77.93 | 56.29 | 32.86 | 2.11 | 31.51 | 100 | 239 | Peak |
| 2422 | 97.93 | - | - | 94.39 | 32.92 | 2.13 | 31.51 | 120 | 305 | Peak |
| 2422 | 87.23 | - | - | 83.69 | 32.92 | 2.13 | 31.51 | 120 | 305 | Average |
| 4844 | 48.5 | -25.5 | 74 | 41.75 | 35.18 | 3.1 | 31.53 | 120 | 134 | Peak |
| 7266 | 49.55 | -28.38 | 77.93 | 41.09 | 36.19 | 3.22 | 30.95 | 100 | 231 | Peak |

| | | | |
|------------------------|--|----------------------------|----------|
| Test Mode : | 2.4GHz 802.11n-HT40 | Temperature : | 21~22°C |
| Test Channel : | 03 (in Laptop Mode with Adapter 1 for Sample 1) | Relative Humidity : | 41~42% |
| Test Engineer : | Allen Cheng | Polarization : | Vertical |
| Remark : | 1. 2422 MHz is fundamental signal which can be ignored. 2. 2393.34 MHz is not within restricted band, and its limit line is 20dB below the highest emission level. 3. Average measurement was not performed if peak level went lower than the average limit. | | |

| Frequency (MHz) | Level (dBμV/m) | Over Limit (dB) | Limit Line (dBμV/m) | Read Level (dBμV) | Antenna Factor (dB) | Cable Loss (dB) | Preamp Factor (dB) | Ant Pos (cm) | Table Pos (deg) | Remark |
|----------------------|---------------------|-------------------------|-----------------------------|-------------------------|-----------------------------|-------------------------|----------------------------|----------------------|-------------------------|---------|
| 2393.34 | 59.25 | -19.12 | 78.37 | 55.79 | 32.86 | 2.11 | 31.51 | 100 | 128 | Peak |
| 2422 | 98.37 | - | - | 94.83 | 32.92 | 2.13 | 31.51 | 100 | 149 | Peak |
| 2422 | 86.02 | - | - | 82.48 | 32.92 | 2.13 | 31.51 | 100 | 149 | Average |
| 4844 | 48.26 | -25.74 | 74 | 41.51 | 35.18 | 3.1 | 31.53 | 100 | 0 | Peak |
| 7266 | 49.88 | -28.49 | 78.37 | 41.42 | 36.19 | 3.22 | 30.95 | 102 | 347 | Peak |



| | | | |
|------------------------|--|----------------------------|------------|
| Test Mode : | 2.4GHz 802.11n-HT40 | Temperature : | 21~22°C |
| Test Channel : | 06 (in Laptop Mode with Adapter 1 for Sample 1) | Relative Humidity : | 41~42% |
| Test Engineer : | Allen Cheng | Polarization : | Horizontal |
| Remark : | 1. 2437 MHz is fundamental signal which can be ignored. 2. Average measurement was not performed if peak level went lower than the average limit. | | |

| Frequency (MHz) | Level (dBμV/m) | Over Limit (dB) | Limit Line (dBμV/m) | Read Level (dBμV) | Antenna Factor (dB) | Cable Loss (dB) | Preamp Factor (dB) | Ant Pos (cm) | Table Pos (deg) | Remark |
|----------------------|---------------------|-------------------------|-----------------------------|-------------------------|-----------------------------|-------------------------|----------------------------|----------------------|-------------------------|---------|
| 2437 | 98.62 | - | - | 95.04 | 32.95 | 2.14 | 31.51 | 100 | 305 | Peak |
| 2437 | 86.77 | - | - | 83.19 | 32.95 | 2.14 | 31.51 | 100 | 305 | Average |
| 4874 | 48.7 | -25.3 | 74 | 41.92 | 35.18 | 3.12 | 31.52 | 100 | 245 | Peak |
| 7311 | 49.52 | -24.48 | 74 | 41.05 | 36.2 | 3.21 | 30.94 | 111 | 254 | Peak |

| | | | |
|------------------------|--|----------------------------|----------|
| Test Mode : | 2.4GHz 802.11n-HT40 | Temperature : | 21~22°C |
| Test Channel : | 06 (in Laptop Mode with Adapter 1 for Sample 1) | Relative Humidity : | 41~42% |
| Test Engineer : | Allen Cheng | Polarization : | Vertical |
| Remark : | 1. 2437 MHz is fundamental signal which can be ignored. 2. Average measurement was not performed if peak level went lower than the average limit. | | |

| Frequency (MHz) | Level (dBμV/m) | Over Limit (dB) | Limit Line (dBμV/m) | Read Level (dBμV) | Antenna Factor (dB) | Cable Loss (dB) | Preamp Factor (dB) | Ant Pos (cm) | Table Pos (deg) | Remark |
|----------------------|---------------------|-------------------------|-----------------------------|-------------------------|-----------------------------|-------------------------|----------------------------|----------------------|-------------------------|---------|
| 2437 | 98.92 | - | - | 95.34 | 32.95 | 2.14 | 31.51 | 100 | 181 | Peak |
| 2437 | 87.77 | - | - | 84.19 | 32.95 | 2.14 | 31.51 | 100 | 181 | Average |
| 4874 | 48.19 | -25.81 | 74 | 41.41 | 35.18 | 3.12 | 31.52 | 102 | 360 | Peak |
| 7311 | 48.94 | -25.06 | 74 | 40.47 | 36.2 | 3.21 | 30.94 | 100 | 0 | Peak |



| | | | |
|------------------------|---|----------------------------|------------|
| Test Mode : | 2.4GHz 802.11n-HT40 | Temperature : | 21~22°C |
| Test Channel : | 09 (in Laptop Mode with Adapter 1 for Sample 1) | Relative Humidity : | 41~42% |
| Test Engineer : | Allen Cheng | Polarization : | Horizontal |
| Remark : | 1. 2452 MHz is fundamental signal which can be ignored. 2. 2399 MHz is not within restricted band, and its limit line is 20dB below the highest emission level. 3. Average measurement was not performed if peak level went lower than the average limit. | | |

| Frequency (MHz) | Level (dBμV/m) | Over Limit (dB) | Limit Line (dBμV/m) | Read Level (dBμV) | Antenna Factor (dB) | Cable Loss (dB) | Preamp Factor (dB) | Ant Pos (cm) | Table Pos (deg) | Remark |
|----------------------|---------------------|-------------------------|-----------------------------|-------------------------|-----------------------------|-------------------------|----------------------------|----------------------|-------------------------|---------|
| 2399 | 48.68 | -30.78 | 79.46 | 45.22 | 32.86 | 2.11 | 31.51 | 117 | 236 | Peak |
| 2452 | 99.46 | - | - | 95.88 | 32.95 | 2.14 | 31.51 | 117 | 236 | Peak |
| 2452 | 88.47 | - | - | 84.89 | 32.95 | 2.14 | 31.51 | 117 | 236 | Average |
| 4904 | 48.99 | -25.01 | 74 | 42.18 | 35.19 | 3.14 | 31.52 | 100 | 231 | Peak |
| 7356 | 49.58 | -24.42 | 74 | 41.09 | 36.22 | 3.2 | 30.93 | 100 | 230 | Peak |



| | | | |
|------------------------|---|----------------------------|----------|
| Test Mode : | 2.4GHz 802.11n-HT40 | Temperature : | 21~22°C |
| Test Channel : | 09 (in Laptop Mode with Adapter 1 for Sample 1) | Relative Humidity : | 41~42% |
| Test Engineer : | Allen Cheng | Polarization : | Vertical |
| Remark : | 1. 2452 MHz is fundamental signal which can be ignored. 2. 2399 MHz is not within restricted band, and its limit line is 20dB below the highest emission level. 3. Average measurement was not performed if peak level went lower than the average limit. | | |

| Frequency (MHz) | Level (dBμV/m) | Over Limit (dB) | Limit Line (dBμV/m) | Read Level (dBμV) | Antenna Factor (dB) | Cable Loss (dB) | Preamp Factor (dB) | Ant Pos (cm) | Table Pos (deg) | Remark |
|----------------------|---------------------|-------------------------|-----------------------------|-------------------------|-----------------------------|-------------------------|----------------------------|----------------------|-------------------------|---------|
| 2399 | 50.63 | -29.1 | 79.73 | 47.17 | 32.86 | 2.11 | 31.51 | 100 | 163 | Peak |
| 2452 | 99.73 | - | - | 96.15 | 32.95 | 2.14 | 31.51 | 100 | 163 | Peak |
| 2452 | 88.48 | - | - | 84.9 | 32.95 | 2.14 | 31.51 | 100 | 163 | Average |
| 4904 | 48.56 | -25.44 | 74 | 41.75 | 35.19 | 3.14 | 31.52 | 100 | 0 | Peak |
| 7356 | 49.79 | -24.21 | 74 | 41.3 | 36.22 | 3.2 | 30.93 | 120 | 47 | Peak |



| | | | |
|------------------------|--|----------------------------|------------|
| Test Mode : | 802.11a | Temperature : | 21~22°C |
| Test Channel : | 149 (in Laptop Mode with Adapter 1 for Sample 1) | Relative Humidity : | 41~42% |
| Test Engineer : | Allen Cheng | Polarization : | Horizontal |
| Remark : | 1. 5745 MHz is fundamental signal which can be ignored. 2. 5724.8 MHz is not within restricted band, and its limit line is 20dB below the highest emission level. | | |

| Frequency (MHz) | Level (dBμV/m) | Over Limit (dB) | Limit Line (dBμV/m) | Read Level (dBμV) | Antenna Factor (dB) | Cable Loss (dB) | Preamp Factor (dB) | Ant Pos (cm) | Table Pos (deg) | Remark |
|-------------------|------------------|-------------------|-----------------------|---------------------|-----------------------|-------------------|----------------------|----------------|-------------------|---------|
| 5724.8 | 68.07 | -17.88 | 85.95 | 60.18 | 35.52 | 3.22 | 30.85 | 100 | 244 | Peak |
| 5745 | 105.95 | - | - | 98.06 | 35.52 | 3.21 | 30.84 | 100 | 244 | Peak |
| 5745 | 96.05 | - | - | 88.16 | 35.52 | 3.21 | 30.84 | 100 | 244 | Average |
| 11490 | 32.46 | -41.54 | 74 | 44.2 | 13.61 | 4.47 | 29.82 | 100 | 65 | Peak |
| 11490 | 18.41 | -35.59 | 54 | 30.15 | 13.61 | 4.47 | 29.82 | 100 | 65 | Average |

| | | | |
|------------------------|---|----------------------------|----------|
| Test Mode : | 802.11a | Temperature : | 21~22°C |
| Test Channel : | 149 (in Laptop Mode with Adapter 1 for Sample 1) | Relative Humidity : | 41~42% |
| Test Engineer : | Allen Cheng | Polarization : | Vertical |
| Remark : | 1. 5745 MHz is fundamental signal which can be ignored. 2. 5724.85 MHz is not within restricted band, and its limit line is 20dB below the highest emission level. | | |

| Frequency (MHz) | Level (dBμV/m) | Over Limit (dB) | Limit Line (dBμV/m) | Read Level (dBμV) | Antenna Factor (dB) | Cable Loss (dB) | Preamp Factor (dB) | Ant Pos (cm) | Table Pos (deg) | Remark |
|-------------------|------------------|-------------------|-----------------------|---------------------|-----------------------|-------------------|----------------------|----------------|-------------------|---------|
| 5724.85 | 70 | -18.45 | 88.45 | 62.11 | 35.52 | 3.22 | 30.85 | 112 | 0 | Peak |
| 5745 | 108.45 | - | - | 100.56 | 35.52 | 3.21 | 30.84 | 112 | 0 | Peak |
| 5745 | 98.75 | - | - | 90.86 | 35.52 | 3.21 | 30.84 | 112 | 0 | Average |
| 11490 | 36.8 | -37.2 | 74 | 48.54 | 13.61 | 4.47 | 29.82 | 100 | 56 | Peak |
| 11490 | 19.26 | -34.74 | 54 | 31 | 13.61 | 4.47 | 29.82 | 100 | 56 | Average |



| | | | |
|------------------------|--|----------------------------|------------|
| Test Mode : | 802.11a | Temperature : | 21~22°C |
| Test Channel : | 157 (in Laptop Mode with Adapter 1 for Sample 1) | Relative Humidity : | 41~42% |
| Test Engineer : | Allen Cheng | Polarization : | Horizontal |
| Remark : | 5785 MHz is fundamental signal which can be ignored. | | |

| Frequency (MHz) | Level (dBμV/m) | Over Limit (dB) | Limit Line (dBμV/m) | Read Level (dBμV) | Antenna Factor (dB) | Cable Loss (dB) | Preamp Factor (dB) | Ant Pos (cm) | Table Pos (deg) | Remark |
|----------------------|---------------------|-------------------------|-----------------------------|-------------------------|-----------------------------|-------------------------|----------------------------|----------------------|-------------------------|---------|
| 5785 | 108.04 | - | - | 100.13 | 35.53 | 3.19 | 30.81 | 100 | 0 | Peak |
| 5785 | 98.07 | - | - | 90.16 | 35.53 | 3.19 | 30.81 | 100 | 0 | Average |
| 11570 | 34.35 | -39.65 | 74 | 45.95 | 13.68 | 4.52 | 29.8 | 100 | 65 | Peak |
| 11570 | 18.79 | -35.21 | 54 | 30.39 | 13.68 | 4.52 | 29.8 | 100 | 65 | Average |

| | | | |
|------------------------|--|----------------------------|----------|
| Test Mode : | 802.11a | Temperature : | 21~22°C |
| Test Channel : | 157 (in Laptop Mode with Adapter 1 for Sample 1) | Relative Humidity : | 41~42% |
| Test Engineer : | Allen Cheng | Polarization : | Vertical |
| Remark : | 5785 MHz is fundamental signal which can be ignored. | | |

| Frequency (MHz) | Level (dBμV/m) | Over Limit (dB) | Limit Line (dBμV/m) | Read Level (dBμV) | Antenna Factor (dB) | Cable Loss (dB) | Preamp Factor (dB) | Ant Pos (cm) | Table Pos (deg) | Remark |
|----------------------|---------------------|-------------------------|-----------------------------|-------------------------|-----------------------------|-------------------------|----------------------------|----------------------|-------------------------|---------|
| 5785 | 111.69 | - | - | 103.78 | 35.53 | 3.19 | 30.81 | 100 | 360 | Peak |
| 5785 | 100.56 | - | - | 92.65 | 35.53 | 3.19 | 30.81 | 100 | 360 | Average |
| 11570 | 39.76 | -34.24 | 74 | 51.36 | 13.68 | 4.52 | 29.8 | 100 | 61 | Peak |
| 11570 | 30.49 | -23.51 | 54 | 42.09 | 13.68 | 4.52 | 29.8 | 100 | 61 | Average |



| | | | |
|------------------------|--|----------------------------|------------|
| Test Mode : | 802.11a | Temperature : | 21~22°C |
| Test Channel : | 165 (in Laptop Mode with Adapter 1 for Sample 1) | Relative Humidity : | 41~42% |
| Test Engineer : | Allen Cheng | Polarization : | Horizontal |
| Remark : | 5825 MHz is fundamental signal which can be ignored. | | |

| Frequency (MHz) | Level (dBμV/m) | Over Limit (dB) | Limit Line (dBμV/m) | Read Level (dBμV) | Antenna Factor (dB) | Cable Loss (dB) | Preamp Factor (dB) | Ant Pos (cm) | Table Pos (deg) | Remark |
|----------------------|---------------------|-------------------------|-----------------------------|-------------------------|-----------------------------|-------------------------|----------------------------|----------------------|-------------------------|---------|
| 5825 | 107.59 | - | - | 99.65 | 35.55 | 3.17 | 30.78 | 100 | 0 | Peak |
| 5825 | 96.79 | - | - | 88.85 | 35.55 | 3.17 | 30.78 | 100 | 0 | Average |
| 11650 | 34.52 | -39.48 | 74 | 46.08 | 13.65 | 4.58 | 29.79 | 100 | 356 | Peak |
| 11650 | 22.54 | -31.46 | 54 | 34.1 | 13.65 | 4.58 | 29.79 | 100 | 356 | Average |

| | | | |
|------------------------|--|----------------------------|----------|
| Test Mode : | 802.11a | Temperature : | 21~22°C |
| Test Channel : | 165 (in Laptop Mode with Adapter 1 for Sample 1) | Relative Humidity : | 41~42% |
| Test Engineer : | Allen Cheng | Polarization : | Vertical |
| Remark : | 5825 MHz is fundamental signal which can be ignored. | | |

| Frequency (MHz) | Level (dBμV/m) | Over Limit (dB) | Limit Line (dBμV/m) | Read Level (dBμV) | Antenna Factor (dB) | Cable Loss (dB) | Preamp Factor (dB) | Ant Pos (cm) | Table Pos (deg) | Remark |
|----------------------|---------------------|-------------------------|-----------------------------|-------------------------|-----------------------------|-------------------------|----------------------------|----------------------|-------------------------|---------|
| 5825 | 110.12 | - | - | 102.18 | 35.55 | 3.17 | 30.78 | 100 | 356 | Peak |
| 5825 | 99.61 | - | - | 91.67 | 35.55 | 3.17 | 30.78 | 100 | 356 | Average |
| 11650 | 41.57 | -32.43 | 74 | 53.13 | 13.65 | 4.58 | 29.79 | 100 | 65 | Peak |
| 11650 | 29 | -25 | 54 | 40.56 | 13.65 | 4.58 | 29.79 | 100 | 65 | Average |



| | | | |
|------------------------|--|----------------------------|------------|
| Test Mode : | 5GHz 802.11n-HT20 | Temperature : | 21~22°C |
| Test Channel : | 149 (in Laptop Mode with Adapter 1 for Sample 1) | Relative Humidity : | 41~42% |
| Test Engineer : | Allen Cheng | Polarization : | Horizontal |
| Remark : | 5745 MHz is fundamental signal which can be ignored. | | |

| Frequency (MHz) | Level (dBμV/m) | Over Limit (dB) | Limit Line (dBμV/m) | Read Level (dBμV) | Antenna Factor (dB) | Cable Loss (dB) | Preamp Factor (dB) | Ant Pos (cm) | Table Pos (deg) | Remark |
|----------------------|---------------------|-------------------------|-----------------------------|---------------------------|-----------------------------|-------------------------|----------------------------|----------------------|-------------------------|---------|
| 5745 | 106.54 | - | - | 98.65 | 35.52 | 3.21 | 30.84 | 100 | 244 | Peak |
| 5745 | 95.19 | - | - | 87.3 | 35.52 | 3.21 | 30.84 | 100 | 244 | Average |
| 11490 | 34.48 | -39.52 | 74 | 46.22 | 13.61 | 4.47 | 29.82 | 100 | 0 | Peak |
| 11490 | 19.35 | -34.65 | 54 | 31.09 | 13.61 | 4.47 | 29.82 | 100 | 0 | Average |

| | | | |
|------------------------|--|----------------------------|----------|
| Test Mode : | 5GHz 802.11n-HT20 | Temperature : | 21~22°C |
| Test Channel : | 149 (in Laptop Mode with Adapter 1 for Sample 1) | Relative Humidity : | 41~42% |
| Test Engineer : | Allen Cheng | Polarization : | Vertical |
| Remark : | 5745 MHz is fundamental signal which can be ignored. | | |

| Frequency (MHz) | Level (dBμV/m) | Over Limit (dB) | Limit Line (dBμV/m) | Read Level (dBμV) | Antenna Factor (dB) | Cable Loss (dB) | Preamp Factor (dB) | Ant Pos (cm) | Table Pos (deg) | Remark |
|----------------------|---------------------|-------------------------|-----------------------------|---------------------------|-----------------------------|-------------------------|----------------------------|----------------------|-------------------------|---------|
| 5745 | 110.74 | - | - | 102.85 | 35.52 | 3.21 | 30.84 | 100 | 356 | Peak |
| 5745 | 99.45 | - | - | 91.56 | 35.52 | 3.21 | 30.84 | 100 | 356 | Average |
| 11490 | 39.64 | -34.36 | 74 | 51.38 | 13.61 | 4.47 | 29.82 | 100 | 360 | Peak |
| 11490 | 26.37 | -27.63 | 54 | 38.11 | 13.61 | 4.47 | 29.82 | 100 | 360 | Average |



| | | | |
|------------------------|--|----------------------------|------------|
| Test Mode : | 5GHz 802.11n-HT20 | Temperature : | 21~22°C |
| Test Channel : | 157 (in Laptop Mode with Adapter 1 for Sample 1) | Relative Humidity : | 41~42% |
| Test Engineer : | Allen Cheng | Polarization : | Horizontal |
| Remark : | 5785 MHz is fundamental signal which can be ignored. | | |

| Frequency (MHz) | Level (dBμV/m) | Over Limit (dB) | Limit Line (dBμV/m) | Read Level (dBμV) | Antenna Factor (dB) | Cable Loss (dB) | Preamp Factor (dB) | Ant Pos (cm) | Table Pos (deg) | Remark |
|----------------------|---------------------|-------------------------|-----------------------------|---------------------------|-----------------------------|-------------------------|----------------------------|----------------------|-------------------------|---------|
| 5785 | 108.07 | - | - | 100.16 | 35.53 | 3.19 | 30.81 | 100 | 0 | Peak |
| 5785 | 97.87 | - | - | 89.96 | 35.53 | 3.19 | 30.81 | 100 | 0 | Average |
| 11570 | 36.41 | -37.59 | 74 | 48.01 | 13.68 | 4.52 | 29.8 | 100 | 256 | Peak |
| 11570 | 24.49 | -29.51 | 54 | 36.09 | 13.68 | 4.52 | 29.8 | 100 | 256 | Average |

| | | | |
|------------------------|--|----------------------------|----------|
| Test Mode : | 5GHz 802.11n-HT20 | Temperature : | 21~22°C |
| Test Channel : | 157 (in Laptop Mode with Adapter 1 for Sample 1) | Relative Humidity : | 41~42% |
| Test Engineer : | Allen Cheng | Polarization : | Vertical |
| Remark : | 5785 MHz is fundamental signal which can be ignored. | | |

| Frequency (MHz) | Level (dBμV/m) | Over Limit (dB) | Limit Line (dBμV/m) | Read Level (dBμV) | Antenna Factor (dB) | Cable Loss (dB) | Preamp Factor (dB) | Ant Pos (cm) | Table Pos (deg) | Remark |
|----------------------|---------------------|-------------------------|-----------------------------|---------------------------|-----------------------------|-------------------------|----------------------------|----------------------|-------------------------|---------|
| 5785 | 110.09 | - | - | 102.18 | 35.53 | 3.19 | 30.81 | 100 | 360 | Peak |
| 5785 | 99.87 | - | - | 91.96 | 35.53 | 3.19 | 30.81 | 100 | 360 | Average |
| 11570 | 42.81 | -31.19 | 74 | 54.41 | 13.68 | 4.52 | 29.8 | 100 | 0 | Peak |
| 11570 | 29.4 | -24.6 | 54 | 41 | 13.68 | 4.52 | 29.8 | 100 | 0 | Average |



| | | | |
|------------------------|--|----------------------------|------------|
| Test Mode : | 5GHz 802.11n-HT20 | Temperature : | 21~22°C |
| Test Channel : | 165 (in Laptop Mode with Adapter 1 for Sample 1) | Relative Humidity : | 41~42% |
| Test Engineer : | Allen Cheng | Polarization : | Horizontal |
| Remark : | 5825 MHz is fundamental signal which can be ignored. | | |

| Frequency (MHz) | Level (dBμV/m) | Over Limit (dB) | Limit Line (dBμV/m) | Read Level (dBμV) | Antenna Factor (dB) | Cable Loss (dB) | Preamp Factor (dB) | Ant Pos (cm) | Table Pos (deg) | Remark |
|----------------------|---------------------|-------------------------|-----------------------------|-------------------------|-----------------------------|-------------------------|----------------------------|----------------------|-------------------------|---------|
| 5825 | 107.22 | - | - | 99.28 | 35.55 | 3.17 | 30.78 | 100 | 116 | Peak |
| 5825 | 97.55 | - | - | 89.61 | 35.55 | 3.17 | 30.78 | 100 | 116 | Average |
| 11650 | 34.83 | -39.17 | 74 | 46.39 | 13.65 | 4.58 | 29.79 | 100 | 0 | Peak |
| 11650 | 27.4 | -26.6 | 54 | 38.96 | 13.65 | 4.58 | 29.79 | 100 | 0 | Average |

| | | | |
|------------------------|--|----------------------------|----------|
| Test Mode : | 5GHz 802.11n-HT20 | Temperature : | 21~22°C |
| Test Channel : | 165 (in Laptop Mode with Adapter 1 for Sample 1) | Relative Humidity : | 41~42% |
| Test Engineer : | Allen Cheng | Polarization : | Vertical |
| Remark : | 5825 MHz is fundamental signal which can be ignored. | | |

| Frequency (MHz) | Level (dBμV/m) | Over Limit (dB) | Limit Line (dBμV/m) | Read Level (dBμV) | Antenna Factor (dB) | Cable Loss (dB) | Preamp Factor (dB) | Ant Pos (cm) | Table Pos (deg) | Remark |
|----------------------|---------------------|-------------------------|-----------------------------|-------------------------|-----------------------------|-------------------------|----------------------------|----------------------|-------------------------|---------|
| 5825 | 110.83 | - | - | 102.89 | 35.55 | 3.17 | 30.78 | 100 | 216 | Peak |
| 5825 | 99.59 | - | - | 91.65 | 35.55 | 3.17 | 30.78 | 100 | 216 | Average |
| 11650 | 44.42 | -29.58 | 74 | 55.98 | 13.65 | 4.58 | 29.79 | 128 | 356 | Peak |
| 11650 | 28.57 | -25.43 | 54 | 40.13 | 13.65 | 4.58 | 29.79 | 128 | 356 | Average |



| | | | |
|------------------------|--|----------------------------|------------|
| Test Mode : | 5GHz 802.11n-HT40 | Temperature : | 21~22°C |
| Test Channel : | 151 (in Laptop Mode with Adapter 1 for Sample 1) | Relative Humidity : | 41~42% |
| Test Engineer : | Allen Cheng | Polarization : | Horizontal |
| Remark : | 1. 5755 MHz is fundamental signal which can be ignored. 2. Average measurement was not performed if peak level went lower than the average limit. | | |

| Frequency (MHz) | Level (dBμV/m) | Over Limit (dB) | Limit Line (dBμV/m) | Read Level (dBμV) | Antenna Factor (dB) | Cable Loss (dB) | Preamp Factor (dB) | Ant Pos (cm) | Table Pos (deg) | Remark |
|----------------------|---------------------|-------------------------|-----------------------------|-------------------------|-----------------------------|-------------------------|----------------------------|----------------------|-------------------------|---------|
| 5755 | 105.82 | - | - | 97.92 | 35.53 | 3.2 | 30.83 | 106 | 240 | Peak |
| 5755 | 95.02 | - | - | 87.12 | 35.53 | 3.2 | 30.83 | 106 | 240 | Average |
| 11505 | 33.96 | -40.04 | 74 | 45.61 | 13.7 | 4.47 | 29.82 | 100 | 0 | Peak |

| | | | |
|------------------------|--|----------------------------|----------|
| Test Mode : | 5GHz 802.11n-HT40 | Temperature : | 21~22°C |
| Test Channel : | 151 (in Laptop Mode with Adapter 1 for Sample 1) | Relative Humidity : | 41~42% |
| Test Engineer : | Allen Cheng | Polarization : | Vertical |
| Remark : | 1. 5755 MHz is fundamental signal which can be ignored. 2. Average measurement was not performed if peak level went lower than the average limit. | | |

| Frequency (MHz) | Level (dBμV/m) | Over Limit (dB) | Limit Line (dBμV/m) | Read Level (dBμV) | Antenna Factor (dB) | Cable Loss (dB) | Preamp Factor (dB) | Ant Pos (cm) | Table Pos (deg) | Remark |
|----------------------|---------------------|-------------------------|-----------------------------|-------------------------|-----------------------------|-------------------------|----------------------------|----------------------|-------------------------|---------|
| 5755 | 107.24 | - | - | 99.34 | 35.53 | 3.2 | 30.83 | 100 | 59 | Peak |
| 5755 | 96.01 | - | - | 88.11 | 35.53 | 3.2 | 30.83 | 100 | 59 | Average |
| 11508 | 35.21 | -38.79 | 74 | 46.86 | 13.7 | 4.47 | 29.82 | 100 | 0 | Peak |



| | | | |
|------------------------|--|----------------------------|------------|
| Test Mode : | 5GHz 802.11n-HT40 | Temperature : | 21~22°C |
| Test Channel : | 159 (in Laptop Mode with Adapter 1 for Sample 1) | Relative Humidity : | 41~42% |
| Test Engineer : | Allen Cheng | Polarization : | Horizontal |
| Remark : | 1. 5795 MHz is fundamental signal which can be ignored. 2. Average measurement was not performed if peak level went lower than the average limit. | | |

| Frequency (MHz) | Level (dBμV/m) | Over Limit (dB) | Limit Line (dBμV/m) | Read Level (dBμV) | Antenna Factor (dB) | Cable Loss (dB) | Preamp Factor (dB) | Ant Pos (cm) | Table Pos (deg) | Remark |
|----------------------|---------------------|-------------------------|-----------------------------|-------------------------|-----------------------------|-------------------------|----------------------------|----------------------|-------------------------|---------|
| 5795 | 106.31 | - | - | 98.39 | 35.54 | 3.18 | 30.8 | 103 | 239 | Peak |
| 5795 | 95.83 | - | - | 87.91 | 35.54 | 3.18 | 30.8 | 103 | 239 | Average |
| 11592 | 33.09 | -40.91 | 74 | 44.69 | 13.67 | 4.53 | 29.8 | 100 | 0 | Peak |

| | | | |
|------------------------|--|----------------------------|----------|
| Test Mode : | 5GHz 802.11n-HT40 | Temperature : | 21~22°C |
| Test Channel : | 159 (in Laptop Mode with Adapter 1 for Sample 1) | Relative Humidity : | 41~42% |
| Test Engineer : | Allen Cheng | Polarization : | Vertical |
| Remark : | 1. 5795 MHz is fundamental signal which can be ignored. 2. Average measurement was not performed if peak level went lower than the average limit. | | |

| Frequency (MHz) | Level (dBμV/m) | Over Limit (dB) | Limit Line (dBμV/m) | Read Level (dBμV) | Antenna Factor (dB) | Cable Loss (dB) | Preamp Factor (dB) | Ant Pos (cm) | Table Pos (deg) | Remark |
|----------------------|---------------------|-------------------------|-----------------------------|-------------------------|-----------------------------|-------------------------|----------------------------|----------------------|-------------------------|---------|
| 5795 | 109.24 | - | - | 101.32 | 35.54 | 3.18 | 30.8 | 120 | 356 | Peak |
| 5795 | 97.99 | - | - | 90.07 | 35.54 | 3.18 | 30.8 | 120 | 356 | Average |
| 11592 | 38.59 | -35.41 | 74 | 50.19 | 13.67 | 4.53 | 29.8 | 100 | 0 | Peak |



| | | | |
|------------------------|--|----------------------------|------------|
| Test Mode : | 802.11b | Temperature : | 21~22°C |
| Test Channel : | 11 (in Tablet Mode with Adapter 1 for Sample 1) | Relative Humidity : | 41~42% |
| Test Engineer : | Allen Cheng | Polarization : | Horizontal |
| Remark : | 1. 2462 MHz is fundamental signal which can be ignored. 2. Average measurement was not performed if peak level went lower than the average limit. | | |

| Frequency (MHz) | Level (dBμV/m) | Over Limit (dB) | Limit Line (dBμV/m) | Read Level (dBμV) | Antenna Factor (dB) | Cable Loss (dB) | Preamp Factor (dB) | Ant Pos (cm) | Table Pos (deg) | Remark |
|----------------------|---------------------|-------------------------|-----------------------------|---------------------------|-----------------------------|-------------------------|----------------------------|----------------------|-------------------------|---------|
| 41.422 | 35.42 | -4.58 | 40 | 57.71 | 10.95 | 0.4 | 33.64 | 122 | 54 | Peak |
| 63.983 | 34.76 | -5.24 | 40 | 62.63 | 5.22 | 0.5 | 33.59 | - | - | Peak |
| 79.243 | 35.39 | -4.61 | 40 | 61.97 | 6.47 | 0.55 | 33.6 | - | - | Peak |
| 95.093 | 34.78 | -8.72 | 43.5 | 58.04 | 9.8 | 0.56 | 33.62 | - | - | Peak |
| 113.714 | 32.51 | -10.99 | 43.5 | 53.71 | 11.8 | 0.61 | 33.61 | - | - | Peak |
| 513.633 | 36.63 | -9.37 | 46 | 50.9 | 17.5 | 1.33 | 33.1 | - | - | Peak |
| 2462 | 105.86 | - | - | 102.24 | 32.98 | 2.15 | 31.51 | 200 | 134 | Peak |
| 2462 | 101.13 | - | - | 97.51 | 32.98 | 2.15 | 31.51 | 200 | 134 | Average |
| 4924 | 51.34 | -22.66 | 74 | 44.51 | 35.19 | 3.15 | 31.51 | 120 | 110 | Peak |
| 7386 | 49.67 | -24.33 | 74 | 41.17 | 36.24 | 3.19 | 30.93 | 100 | 230 | Peak |



| | | | |
|------------------------|--|----------------------------|----------|
| Test Mode : | 802.11b | Temperature : | 21~22°C |
| Test Channel : | 11 (in Tablet Mode with Adapter 1 for Sample 1) | Relative Humidity : | 41~42% |
| Test Engineer : | Allen Cheng | Polarization : | Vertical |
| Remark : | 1. 2462 MHz is fundamental signal which can be ignored. 2. Average measurement was not performed if peak level went lower than the average limit. | | |

| Frequency (MHz) | Level (dBμV/m) | Over Limit (dB) | Limit Line (dBμV/m) | Read Level (dBμV) | Antenna Factor (dB) | Cable Loss (dB) | Preamp Factor (dB) | Ant Pos (cm) | Table Pos (deg) | Remark |
|----------------------|---------------------|-------------------------|-----------------------------|-------------------------|-----------------------------|-------------------------|----------------------------|----------------------|-------------------------|---------|
| 41.422 | 32.95 | -7.05 | 40 | 55.24 | 10.95 | 0.4 | 33.64 | - | - | Peak |
| 77.051 | 33.16 | -6.84 | 40 | 60.02 | 6.2 | 0.54 | 33.6 | 120 | 154 | Peak |
| 113.714 | 33.74 | -9.76 | 43.5 | 54.94 | 11.8 | 0.61 | 33.61 | - | - | Peak |
| 136.46 | 32.22 | -11.28 | 43.5 | 53.98 | 11.13 | 0.7 | 33.59 | - | - | Peak |
| 300.367 | 32.94 | -13.06 | 46 | 52.3 | 13.02 | 0.99 | 33.37 | - | - | Peak |
| 393.472 | 32.36 | -13.64 | 46 | 48.65 | 15.87 | 1.15 | 33.31 | - | - | Peak |
| 2462 | 106.7 | - | - | 103.08 | 32.98 | 2.15 | 31.51 | 100 | 200 | Peak |
| 2462 | 101.97 | - | - | 98.35 | 32.98 | 2.15 | 31.51 | 100 | 200 | Average |
| 4926 | 56.49 | -17.51 | 74 | 49.66 | 35.19 | 3.15 | 31.51 | 100 | 28 | Peak |
| 4926 | 50.81 | -3.19 | 54 | 43.98 | 35.19 | 3.15 | 31.51 | 100 | 28 | Average |
| 7386 | 50.07 | -23.93 | 74 | 41.57 | 36.24 | 3.19 | 30.93 | 121 | 57 | Peak |



| | | | |
|------------------------|--|----------------------------|------------|
| Test Mode : | 802.11g | Temperature : | 21~22°C |
| Test Channel : | 11 (in Tablet Mode with Adapter 1 for Sample 1) | Relative Humidity : | 41~42% |
| Test Engineer : | Allen Cheng | Polarization : | Horizontal |
| Remark : | 1. 2462 MHz is fundamental signal which can be ignored. 2. Average measurement was not performed if peak level went lower than the average limit. | | |

| Frequency (MHz) | Level (dBμV/m) | Over Limit (dB) | Limit Line (dBμV/m) | Read Level (dBμV) | Antenna Factor (dB) | Cable Loss (dB) | Preamp Factor (dB) | Ant Pos (cm) | Table Pos (deg) | Remark |
|-------------------|------------------|-------------------|-----------------------|---------------------|-----------------------|-------------------|----------------------|----------------|-------------------|---------|
| 2462 | 101.78 | - | - | 98.16 | 32.98 | 2.15 | 31.51 | 200 | 136 | Peak |
| 2462 | 90.72 | - | - | 87.1 | 32.98 | 2.15 | 31.51 | 200 | 136 | Average |
| 4924 | 49.15 | -24.85 | 74 | 42.32 | 35.19 | 3.15 | 31.51 | 120 | 112 | Peak |
| 7386 | 50.43 | -23.57 | 74 | 41.93 | 36.24 | 3.19 | 30.93 | 200 | 125 | Peak |

| | | | |
|------------------------|--|----------------------------|----------|
| Test Mode : | 802.11g | Temperature : | 21~22°C |
| Test Channel : | 11 (in Tablet Mode with Adapter 1 for Sample 1) | Relative Humidity : | 41~42% |
| Test Engineer : | Allen Cheng | Polarization : | Vertical |
| Remark : | 1. 2462 MHz is fundamental signal which can be ignored. 2. Average measurement was not performed if peak level went lower than the average limit. | | |

| Frequency (MHz) | Level (dBμV/m) | Over Limit (dB) | Limit Line (dBμV/m) | Read Level (dBμV) | Antenna Factor (dB) | Cable Loss (dB) | Preamp Factor (dB) | Ant Pos (cm) | Table Pos (deg) | Remark |
|-------------------|------------------|-------------------|-----------------------|---------------------|-----------------------|-------------------|----------------------|----------------|-------------------|---------|
| 2462 | 105.47 | - | - | 101.85 | 32.98 | 2.15 | 31.51 | 120 | 350 | Peak |
| 2462 | 94.88 | - | - | 91.26 | 32.98 | 2.15 | 31.51 | 120 | 350 | Average |
| 4924 | 49.67 | -24.33 | 74 | 42.84 | 35.19 | 3.15 | 31.51 | 125 | 48 | Peak |
| 7386 | 50.28 | -23.72 | 74 | 41.78 | 36.24 | 3.19 | 30.93 | 120 | 238 | Peak |



| | | | |
|------------------------|--|----------------------------|------------|
| Test Mode : | 2.4GHz 802.11n-HT20 | Temperature : | 21~22°C |
| Test Channel : | 11 (in Tablet Mode with Adapter 1 for Sample 1) | Relative Humidity : | 41~42% |
| Test Engineer : | Allen Cheng | Polarization : | Horizontal |
| Remark : | 1. 2462 MHz is fundamental signal which can be ignored. 2. Average measurement was not performed if peak level went lower than the average limit. | | |

| Frequency (MHz) | Level (dBμV/m) | Over Limit (dB) | Limit Line (dBμV/m) | Read Level (dBμV) | Antenna Factor (dB) | Cable Loss (dB) | Preamp Factor (dB) | Ant Pos (cm) | Table Pos (deg) | Remark |
|----------------------|---------------------|-------------------------|-----------------------------|-------------------------|-----------------------------|-------------------------|----------------------------|----------------------|-------------------------|---------|
| 2462 | 101.18 | - | - | 97.56 | 32.98 | 2.15 | 31.51 | 102 | 55 | Peak |
| 2462 | 89.31 | - | - | 85.69 | 32.98 | 2.15 | 31.51 | 102 | 55 | Average |
| 4924 | 49.48 | -24.52 | 74 | 42.65 | 35.19 | 3.15 | 31.51 | 120 | 137 | Peak |
| 7386 | 50.39 | -23.61 | 74 | 41.89 | 36.24 | 3.19 | 30.93 | 112 | 59 | Peak |

| | | | |
|------------------------|--|----------------------------|----------|
| Test Mode : | 2.4GHz 802.11n-HT20 | Temperature : | 21~22°C |
| Test Channel : | 11 (in Tablet Mode with Adapter 1 for Sample 1) | Relative Humidity : | 41~42% |
| Test Engineer : | Allen Cheng | Polarization : | Vertical |
| Remark : | 1. 2462 MHz is fundamental signal which can be ignored. 2. Average measurement was not performed if peak level went lower than the average limit. | | |

| Frequency (MHz) | Level (dBμV/m) | Over Limit (dB) | Limit Line (dBμV/m) | Read Level (dBμV) | Antenna Factor (dB) | Cable Loss (dB) | Preamp Factor (dB) | Ant Pos (cm) | Table Pos (deg) | Remark |
|----------------------|---------------------|-------------------------|-----------------------------|-------------------------|-----------------------------|-------------------------|----------------------------|----------------------|-------------------------|---------|
| 2462 | 104.47 | - | - | 100.85 | 32.98 | 2.15 | 31.51 | 119 | 303 | Peak |
| 2462 | 92.56 | - | - | 88.94 | 32.98 | 2.15 | 31.51 | 119 | 303 | Average |
| 4924 | 49.73 | -24.27 | 74 | 42.9 | 35.19 | 3.15 | 31.51 | 100 | 234 | Peak |
| 7386 | 50.38 | -23.62 | 74 | 41.88 | 36.24 | 3.19 | 30.93 | 120 | 47 | Peak |



| | | | |
|------------------------|--|----------------------------|------------|
| Test Mode : | 2.4GHz 802.11n-HT40 | Temperature : | 21~22°C |
| Test Channel : | 09 (in Tablet Mode with Adapter 1 for Sample 1) | Relative Humidity : | 41~42% |
| Test Engineer : | Allen Cheng | Polarization : | Horizontal |
| Remark : | 1. 2452 MHz is fundamental signal which can be ignored. 2. Average measurement was not performed if peak level went lower than the average limit. | | |

| Frequency (MHz) | Level (dBμV/m) | Over Limit (dB) | Limit Line (dBμV/m) | Read Level (dBμV) | Antenna Factor (dB) | Cable Loss (dB) | Preamp Factor (dB) | Ant Pos (cm) | Table Pos (deg) | Remark |
|-------------------|------------------|-------------------|-----------------------|-------------------|-----------------------|-------------------|----------------------|----------------|-------------------|---------|
| 2452 | 96.95 | - | - | 93.37 | 32.95 | 2.14 | 31.51 | 104 | 51 | Peak |
| 2452 | 84.85 | - | - | 81.27 | 32.95 | 2.14 | 31.51 | 104 | 51 | Average |
| 4904 | 49.75 | -24.25 | 74 | 42.94 | 35.19 | 3.14 | 31.52 | 102 | 354 | Peak |
| 7356 | 49.62 | -24.38 | 74 | 41.13 | 36.22 | 3.2 | 30.93 | 120 | 155 | Peak |

| | | | |
|------------------------|--|----------------------------|----------|
| Test Mode : | 2.4GHz 802.11n-HT40 | Temperature : | 21~22°C |
| Test Channel : | 09 (in Tablet Mode with Adapter 1 for Sample 1) | Relative Humidity : | 41~42% |
| Test Engineer : | Allen Cheng | Polarization : | Vertical |
| Remark : | 1. 2452 MHz is fundamental signal which can be ignored. 2. Average measurement was not performed if peak level went lower than the average limit. | | |

| Frequency (MHz) | Level (dBμV/m) | Over Limit (dB) | Limit Line (dBμV/m) | Read Level (dBμV) | Antenna Factor (dB) | Cable Loss (dB) | Preamp Factor (dB) | Ant Pos (cm) | Table Pos (deg) | Remark |
|-------------------|------------------|-------------------|-----------------------|-------------------|-----------------------|-------------------|----------------------|----------------|-------------------|---------|
| 2452 | 99.87 | - | - | 96.29 | 32.95 | 2.14 | 31.51 | 100 | 197 | Peak |
| 2452 | 87.97 | - | - | 84.39 | 32.95 | 2.14 | 31.51 | 100 | 197 | Average |
| 4904 | 49.06 | -24.94 | 74 | 42.25 | 35.19 | 3.14 | 31.52 | 102 | 155 | Peak |
| 7356 | 50.71 | -23.29 | 74 | 42.22 | 36.22 | 3.2 | 30.93 | 120 | 223 | Peak |



| | | | |
|------------------------|--|----------------------------|------------|
| Test Mode : | 802.11a | Temperature : | 21~22°C |
| Test Channel : | 149 (in Tablet Mode with Adapter 1 for Sample 1) | Relative Humidity : | 41~42% |
| Test Engineer : | Allen Cheng | Polarization : | Horizontal |
| Remark : | 1. 5745 MHz is fundamental signal which can be ignored. 2. Average measurement was not performed if peak level went lower than the average limit. | | |

| Frequency (MHz) | Level (dBμV/m) | Over Limit (dB) | Limit Line (dBμV/m) | Read Level (dBμV) | Antenna Factor (dB) | Cable Loss (dB) | Preamp Factor (dB) | Ant Pos (cm) | Table Pos (deg) | Remark |
|----------------------|---------------------|-------------------------|-----------------------------|-------------------------|-----------------------------|-------------------------|----------------------------|----------------------|-------------------------|---------|
| 5745 | 99.27 | - | - | 91.38 | 35.52 | 3.21 | 30.84 | 123 | 322 | Peak |
| 5745 | 88.64 | - | - | 80.75 | 35.52 | 3.21 | 30.84 | 123 | 322 | Average |
| 11490 | 30.14 | -43.86 | 74 | 41.88 | 13.61 | 4.47 | 29.82 | 120 | 157 | Peak |

| | | | |
|------------------------|--|----------------------------|----------|
| Test Mode : | 802.11a | Temperature : | 21~22°C |
| Test Channel : | 149 (in Tablet Mode with Adapter 1 for Sample 1) | Relative Humidity : | 41~42% |
| Test Engineer : | Allen Cheng | Polarization : | Vertical |
| Remark : | 5745 MHz is fundamental signal which can be ignored. | | |

| Frequency (MHz) | Level (dBμV/m) | Over Limit (dB) | Limit Line (dBμV/m) | Read Level (dBμV) | Antenna Factor (dB) | Cable Loss (dB) | Preamp Factor (dB) | Ant Pos (cm) | Table Pos (deg) | Remark |
|----------------------|---------------------|-------------------------|-----------------------------|-------------------------|-----------------------------|-------------------------|----------------------------|----------------------|-------------------------|---------|
| 5745 | 107.38 | - | - | 99.49 | 35.52 | 3.21 | 30.84 | 100 | 3 | Peak |
| 5745 | 96.82 | - | - | 88.93 | 35.52 | 3.21 | 30.84 | 100 | 3 | Average |
| 11490 | 40.77 | -33.23 | 74 | 52.51 | 13.61 | 4.47 | 29.82 | 120 | 168 | Peak |
| 11490 | 30.94 | -23.06 | 54 | 42.68 | 13.61 | 4.47 | 29.82 | 120 | 168 | Average |



| | | | |
|------------------------|--|----------------------------|------------|
| Test Mode : | 5GHz 802.11n-HT20 | Temperature : | 21~22°C |
| Test Channel : | 149 (in Tablet Mode with Adapter 1 for Sample 1) | Relative Humidity : | 41~42% |
| Test Engineer : | Allen Cheng | Polarization : | Horizontal |
| Remark : | 1. 5745 MHz is fundamental signal which can be ignored. 2. Average measurement was not performed if peak level went lower than the average limit. | | |

| Frequency (MHz) | Level (dBμV/m) | Over Limit (dB) | Limit Line (dBμV/m) | Read Level (dBμV) | Antenna Factor (dB) | Cable Loss (dB) | Preamp Factor (dB) | Ant Pos (cm) | Table Pos (deg) | Remark |
|----------------------|---------------------|-------------------------|-----------------------------|---------------------------|-----------------------------|-------------------------|----------------------------|----------------------|-------------------------|---------|
| 5745 | 100.43 | - | - | 92.54 | 35.52 | 3.21 | 30.84 | 100 | 314 | Peak |
| 5745 | 89.42 | - | - | 81.53 | 35.52 | 3.21 | 30.84 | 100 | 314 | Average |
| 11490 | 30.69 | -43.31 | 74 | 42.43 | 13.61 | 4.47 | 29.82 | 100 | 0 | Peak |

| | | | |
|------------------------|--|----------------------------|----------|
| Test Mode : | 5GHz 802.11n-HT20 | Temperature : | 21~22°C |
| Test Channel : | 149 (in Tablet Mode with Adapter 1 for Sample 1) | Relative Humidity : | 41~42% |
| Test Engineer : | Allen Cheng | Polarization : | Vertical |
| Remark : | 5745 MHz is fundamental signal which can be ignored. | | |

| Frequency (MHz) | Level (dBμV/m) | Over Limit (dB) | Limit Line (dBμV/m) | Read Level (dBμV) | Antenna Factor (dB) | Cable Loss (dB) | Preamp Factor (dB) | Ant Pos (cm) | Table Pos (deg) | Remark |
|----------------------|---------------------|-------------------------|-----------------------------|---------------------------|-----------------------------|-------------------------|----------------------------|----------------------|-------------------------|---------|
| 5745 | 108.85 | - | - | 100.96 | 35.52 | 3.21 | 30.84 | 100 | 336 | Peak |
| 5745 | 97.61 | - | - | 89.72 | 35.52 | 3.21 | 30.84 | 100 | 336 | Average |
| 11490 | 41.85 | -32.15 | 74 | 53.59 | 13.61 | 4.47 | 29.82 | 120 | 167 | Peak |
| 11490 | 34.22 | -19.78 | 54 | 45.96 | 13.61 | 4.47 | 29.82 | 120 | 167 | Average |



| | | | |
|------------------------|--|----------------------------|------------|
| Test Mode : | 5GHz 802.11n-HT40 | Temperature : | 21~22°C |
| Test Channel : | 151 (in Tablet Mode with Adapter 1 for Sample 1) | Relative Humidity : | 41~42% |
| Test Engineer : | Allen Cheng | Polarization : | Horizontal |
| Remark : | 1. 5755 MHz is fundamental signal which can be ignored. 2. Average measurement was not performed if peak level went lower than the average limit. | | |

| Frequency (MHz) | Level (dBμV/m) | Over Limit (dB) | Limit Line (dBμV/m) | Read Level (dBμV) | Antenna Factor (dB) | Cable Loss (dB) | Preamp Factor (dB) | Ant Pos (cm) | Table Pos (deg) | Remark |
|----------------------|---------------------|-------------------------|-----------------------------|-------------------------|-----------------------------|-------------------------|----------------------------|----------------------|-------------------------|---------|
| 5755 | 98.19 | - | - | 90.29 | 35.53 | 3.2 | 30.83 | 100 | 322 | Peak |
| 5755 | 86.85 | - | - | 78.95 | 35.53 | 3.2 | 30.83 | 100 | 322 | Average |
| 11510 | 31.1 | -42.9 | 74 | 42.75 | 13.7 | 4.47 | 29.82 | 120 | 199 | Peak |

| | | | |
|------------------------|--|----------------------------|----------|
| Test Mode : | 5GHz 802.11n-HT40 | Temperature : | 21~22°C |
| Test Channel : | 151 (in Tablet Mode with Adapter 1 for Sample 1) | Relative Humidity : | 41~42% |
| Test Engineer : | Allen Cheng | Polarization : | Vertical |
| Remark : | 1. 5755 MHz is fundamental signal which can be ignored. 2. Average measurement was not performed if peak level went lower than the average limit. | | |

| Frequency (MHz) | Level (dBμV/m) | Over Limit (dB) | Limit Line (dBμV/m) | Read Level (dBμV) | Antenna Factor (dB) | Cable Loss (dB) | Preamp Factor (dB) | Ant Pos (cm) | Table Pos (deg) | Remark |
|----------------------|---------------------|-------------------------|-----------------------------|-------------------------|-----------------------------|-------------------------|----------------------------|----------------------|-------------------------|---------|
| 5755 | 108.09 | - | - | 100.19 | 35.53 | 3.2 | 30.83 | 106 | 21 | Peak |
| 5755 | 96.86 | - | - | 88.96 | 35.53 | 3.2 | 30.83 | 106 | 21 | Average |
| 11510 | 38.75 | -35.25 | 74 | 50.4 | 13.7 | 4.47 | 29.82 | 100 | 234 | Peak |



| | | | |
|------------------------|---|----------------------------|------------|
| Test Mode : | 2.4GHz 802.11n-HT40 | Temperature : | 21~22°C |
| Test Channel : | 09 (in Laptop Mode with Adapter 2 for Sample 2) | Relative Humidity : | 41~42% |
| Test Engineer : | Allen Cheng | Polarization : | Horizontal |
| Remark : | 1. 2452 MHz is fundamental signal which can be ignored. 2. 2392 MHz is not within restricted band, and its limit line is 20dB below the highest emission level. 3. Average measurement was not performed if peak level went lower than the average limit. | | |

| Frequency (MHz) | Level (dBμV/m) | Over Limit (dB) | Limit Line (dBμV/m) | Read Level (dBμV) | Antenna Factor (dB) | Cable Loss (dB) | Preamp Factor (dB) | Ant Pos (cm) | Table Pos (deg) | Remark |
|-------------------|------------------|-------------------|-----------------------|---------------------|-----------------------|-------------------|----------------------|----------------|-------------------|---------|
| 2392 | 48.09 | -23.25 | 71.34 | 44.63 | 32.86 | 2.11 | 31.51 | 100 | 318 | Peak |
| 2452 | 91.34 | - | - | 87.76 | 32.95 | 2.14 | 31.51 | 100 | 318 | Peak |
| 2452 | 79.41 | - | - | 75.83 | 32.95 | 2.14 | 31.51 | 100 | 318 | Average |
| 4904 | 48.6 | -25.4 | 74 | 41.79 | 35.19 | 3.14 | 31.52 | 120 | 0 | Peak |
| 7356 | 49.16 | -24.84 | 74 | 40.67 | 36.22 | 3.2 | 30.93 | 120 | 121 | Peak |

| | | | |
|------------------------|---|----------------------------|----------|
| Test Mode : | 2.4GHz 802.11n-HT40 | Temperature : | 21~22°C |
| Test Channel : | 09 (in Laptop Mode with Adapter 2 for Sample 2) | Relative Humidity : | 41~42% |
| Test Engineer : | Allen Cheng | Polarization : | Vertical |
| Remark : | 1. 2452 MHz is fundamental signal which can be ignored. 2. 2396 MHz is not within restricted band, and its limit line is 20dB below the highest emission level. 3. Average measurement was not performed if peak level went lower than the average limit. | | |

| Frequency (MHz) | Level (dBμV/m) | Over Limit (dB) | Limit Line (dBμV/m) | Read Level (dBμV) | Antenna Factor (dB) | Cable Loss (dB) | Preamp Factor (dB) | Ant Pos (cm) | Table Pos (deg) | Remark |
|-------------------|------------------|-------------------|-----------------------|---------------------|-----------------------|-------------------|----------------------|----------------|-------------------|---------|
| 2396 | 48.07 | -26.88 | 74.95 | 44.61 | 32.86 | 2.11 | 31.51 | 102 | 21 | Peak |
| 2452 | 94.95 | - | - | 91.37 | 32.95 | 2.14 | 31.51 | 102 | 21 | Peak |
| 2452 | 83.26 | - | - | 79.68 | 32.95 | 2.14 | 31.51 | 102 | 21 | Average |
| 4904 | 48.31 | -25.69 | 74 | 41.5 | 35.19 | 3.14 | 31.52 | 120 | 165 | Peak |
| 7356 | 50.28 | -23.72 | 74 | 41.79 | 36.22 | 3.2 | 30.93 | 100 | 231 | Peak |



| | | | |
|------------------------|--|----------------------------|------------|
| Test Mode : | 2.4GHz 802.11n-HT40 | Temperature : | 21~22°C |
| Test Channel : | 09 (in Laptop Mode with Adapter 3 for Sample 3) | Relative Humidity : | 41~42% |
| Test Engineer : | Allen Cheng | Polarization : | Horizontal |
| Remark : | <ol style="list-style-type: none"> 2452 MHz is fundamental signal which can be ignored. 2396 MHz is not within restricted band, and its limit line is 20dB below the highest emission level. Average measurement was not performed if peak level went lower than the average limit. | | |

| Frequency (MHz) | Level (dBμV/m) | Over Limit (dB) | Limit Line (dBμV/m) | Read Level (dBμV) | Antenna Factor (dB) | Cable Loss (dB) | Preamp Factor (dB) | Ant Pos (cm) | Table Pos (deg) | Remark |
|----------------------|---------------------|-------------------------|-----------------------------|-------------------------|-----------------------------|-------------------------|----------------------------|----------------------|-------------------------|---------|
| 2396 | 47.13 | -25.27 | 72.4 | 43.67 | 32.86 | 2.11 | 31.51 | 117 | 139 | Peak |
| 2452 | 92.4 | - | - | 88.82 | 32.95 | 2.14 | 31.51 | 117 | 139 | Peak |
| 2452 | 81.64 | - | - | 78.06 | 32.95 | 2.14 | 31.51 | 117 | 139 | Average |
| 4904 | 48.23 | -25.77 | 74 | 41.42 | 35.19 | 3.14 | 31.52 | 120 | 100 | Peak |
| 7356 | 50.34 | -23.66 | 74 | 41.85 | 36.22 | 3.2 | 30.93 | 100 | 0 | Peak |

| | | | |
|------------------------|--|----------------------------|----------|
| Test Mode : | 2.4GHz 802.11n-HT40 | Temperature : | 21~22°C |
| Test Channel : | 09 (in Laptop Mode with Adapter 3 for Sample 3) | Relative Humidity : | 41~42% |
| Test Engineer : | Allen Cheng | Polarization : | Vertical |
| Remark : | <ol style="list-style-type: none"> 2452 MHz is fundamental signal which can be ignored. 2392 MHz is not within restricted band, and its limit line is 20dB below the highest emission level. Average measurement was not performed if peak level went lower than the average limit. | | |

| Frequency (MHz) | Level (dBμV/m) | Over Limit (dB) | Limit Line (dBμV/m) | Read Level (dBμV) | Antenna Factor (dB) | Cable Loss (dB) | Preamp Factor (dB) | Ant Pos (cm) | Table Pos (deg) | Remark |
|----------------------|---------------------|-------------------------|-----------------------------|-------------------------|-----------------------------|-------------------------|----------------------------|----------------------|-------------------------|---------|
| 2392 | 46.64 | -27.99 | 74.63 | 43.18 | 32.86 | 2.11 | 31.51 | 100 | 302 | Peak |
| 2452 | 94.63 | - | - | 91.05 | 32.95 | 2.14 | 31.51 | 100 | 302 | Peak |
| 2452 | 83.27 | - | - | 79.69 | 32.95 | 2.14 | 31.51 | 100 | 302 | Average |
| 4904 | 48.52 | -25.48 | 74 | 41.71 | 35.19 | 3.14 | 31.52 | 120 | 157 | Peak |
| 7356 | 50.1 | -23.9 | 74 | 41.61 | 36.22 | 3.2 | 30.93 | 100 | 230 | Peak |



| | | | |
|------------------------|--|----------------------------|------------|
| Test Mode : | 2.4GHz 802.11n-HT40 | Temperature : | 21~22°C |
| Test Channel : | 09 (in Laptop Mode with Adapter 4 for Sample 4) | Relative Humidity : | 41~42% |
| Test Engineer : | Allen Cheng | Polarization : | Horizontal |
| Remark : | <ol style="list-style-type: none"> 2452 MHz is fundamental signal which can be ignored. 2392 MHz is not within restricted band, and its limit line is 20dB below the highest emission level. Average measurement was not performed if peak level went lower than the average limit. | | |

| Frequency (MHz) | Level (dBμV/m) | Over Limit (dB) | Limit Line (dBμV/m) | Read Level (dBμV) | Antenna Factor (dB) | Cable Loss (dB) | Preamp Factor (dB) | Ant Pos (cm) | Table Pos (deg) | Remark |
|-------------------|------------------|-------------------|-----------------------|---------------------|-----------------------|-------------------|----------------------|----------------|-------------------|---------|
| 2392 | 47.97 | -26.07 | 74.04 | 44.51 | 32.86 | 2.11 | 31.51 | 119 | 230 | Peak |
| 2452 | 94.04 | - | - | 90.46 | 32.95 | 2.14 | 31.51 | 119 | 230 | Peak |
| 2452 | 82.57 | - | - | 78.99 | 32.95 | 2.14 | 31.51 | 119 | 230 | Average |
| 4904 | 48.87 | -25.13 | 74 | 42.06 | 35.19 | 3.14 | 31.52 | 120 | 120 | Peak |
| 7356 | 48.93 | -25.07 | 74 | 40.44 | 36.22 | 3.2 | 30.93 | 100 | 124 | Peak |

| | | | |
|------------------------|--|----------------------------|----------|
| Test Mode : | 2.4GHz 802.11n-HT40 | Temperature : | 21~22°C |
| Test Channel : | 09 (in Laptop Mode with Adapter 4 for Sample 4) | Relative Humidity : | 41~42% |
| Test Engineer : | Allen Cheng | Polarization : | Vertical |
| Remark : | <ol style="list-style-type: none"> 2452 MHz is fundamental signal which can be ignored. 2392 MHz is not within restricted band, and its limit line is 20dB below the highest emission level. Average measurement was not performed if peak level went lower than the average limit. | | |

| Frequency (MHz) | Level (dBμV/m) | Over Limit (dB) | Limit Line (dBμV/m) | Read Level (dBμV) | Antenna Factor (dB) | Cable Loss (dB) | Preamp Factor (dB) | Ant Pos (cm) | Table Pos (deg) | Remark |
|-------------------|------------------|-------------------|-----------------------|---------------------|-----------------------|-------------------|----------------------|----------------|-------------------|---------|
| 2392 | 47.91 | -26.49 | 74.4 | 44.45 | 32.86 | 2.11 | 31.51 | 101 | 163 | Peak |
| 2452 | 94.4 | - | - | 90.82 | 32.95 | 2.14 | 31.51 | 101 | 163 | Peak |
| 2452 | 83.06 | - | - | 79.48 | 32.95 | 2.14 | 31.51 | 101 | 163 | Average |
| 4904 | 49.9 | -24.1 | 74 | 43.09 | 35.19 | 3.14 | 31.52 | 100 | 230 | Peak |
| 7356 | 49.86 | -24.14 | 74 | 41.37 | 36.22 | 3.2 | 30.93 | 154 | 0 | Peak |

3.6 AC Conducted Emission Measurement

3.6.1 Limit of AC Conducted Emission

For equipment that is designed to be connected to the public utility (AC) power line, the radio frequency voltage that is conducted back onto the AC power line on any frequency or frequencies within the band 150 KHz to 30 MHz shall not exceed the limits in the following table.

| Frequency of Emission (MHz) | Conducted Limit (dBuV) | |
|--------------------------------|------------------------|-----------|
| | Quasi-Peak | Average |
| 0.15-0.5 | 66 to 56* | 56 to 46* |
| 0.5-5 | 56 | 46 |
| 5-30 | 60 | 50 |

*Decreases with the logarithm of the frequency.

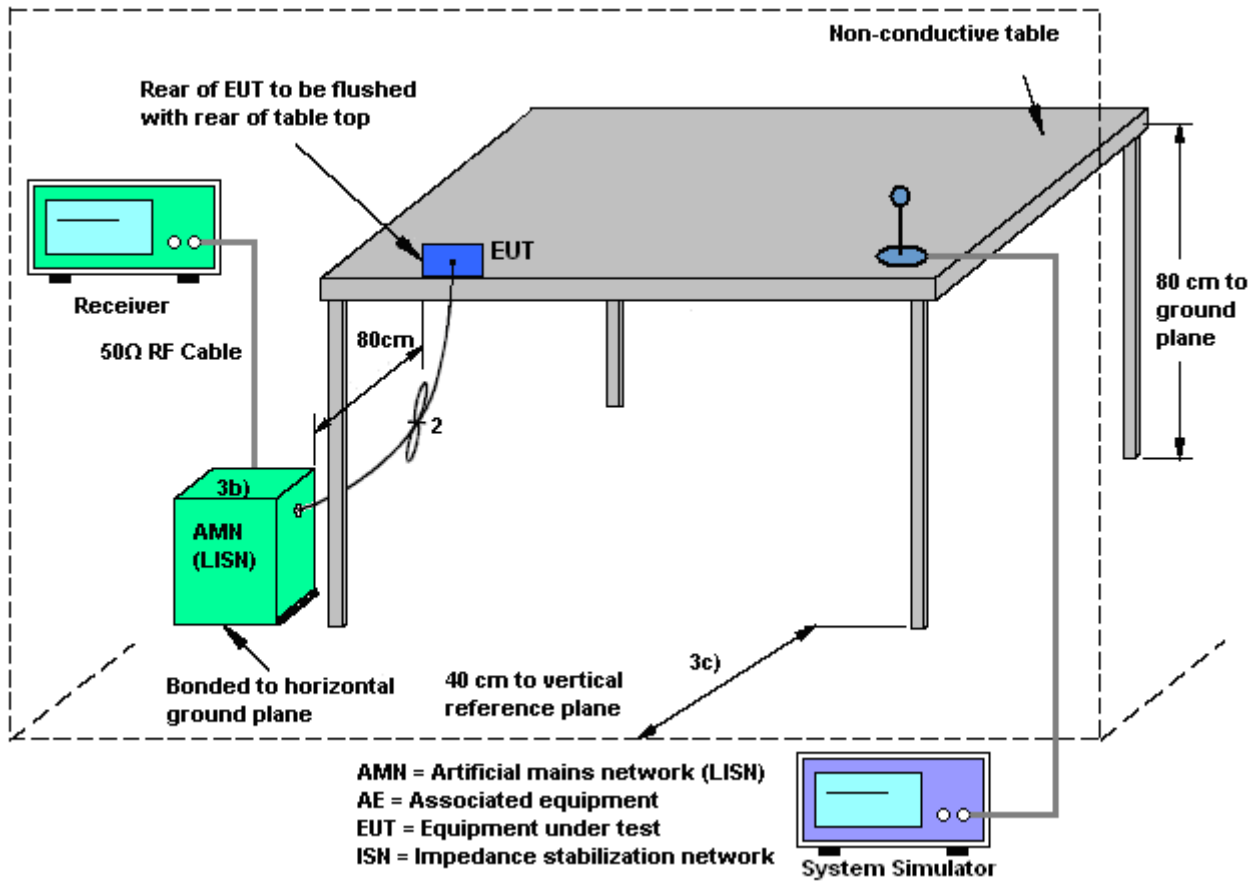
3.6.2 Measuring Instruments

See list of measuring instruments of this test report.

3.6.3 Test Procedures

1. The testing follows the guidelines in ANSI C63.4-2003 and ANSI C63.10-2009.
2. The EUT was placed 0.4 meter from the conducting wall of the shielding room, and it was kept at least 80 centimeters from any other grounded conducting surface.
3. Connect EUT to the power mains through a line impedance stabilization network (LISN).
4. All the support units are connecting to the other LISN.
5. The LISN provides 50 ohm coupling impedance for the measuring instrument.
6. The FCC states that a 50 ohm, 50 microhenry LISN should be used.
7. Both sides of AC line were checked for maximum conducted interference.
8. The frequency range from 150 KHz to 30 MHz was searched.
9. Set the test-receiver system to Peak Detect Function and specified bandwidth with Maximum Hold Mode.

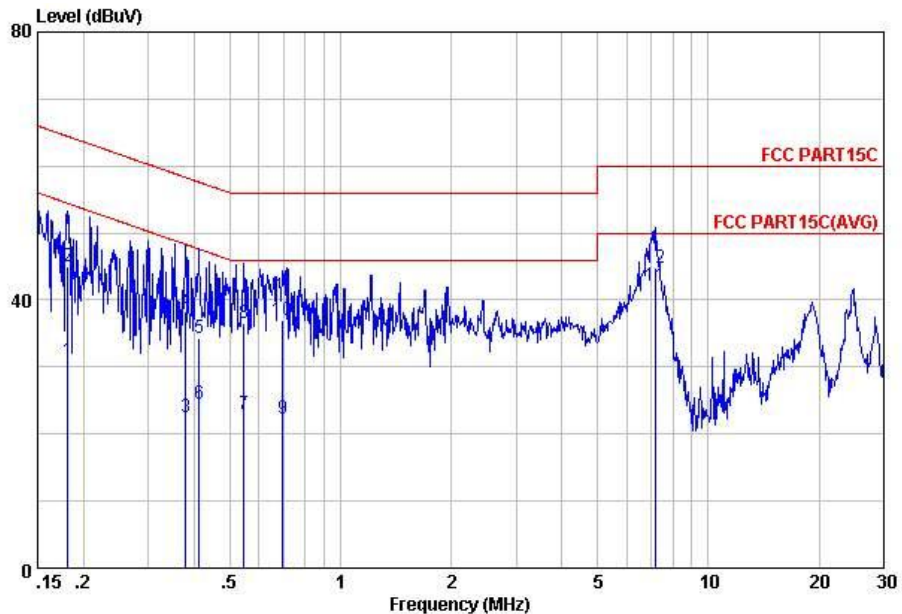
3.6.4 Test Setup





3.6.5 Test Result of AC Conducted Emission

| | | | |
|-----------------|---|---------------------|---------|
| Test Mode : | Mode 1 | Temperature : | 19~20°C |
| Test Engineer : | Tom Wang | Relative Humidity : | 39~40% |
| Test Voltage : | 120Vac / 60Hz | Phase : | Line |
| Function Type : | WLAN (2.4GHz) Link + Adapter 1 + TC for Sample 1 | | |
| Remark : | All emissions not reported here are more than 10 dB below the prescribed limit. | | |



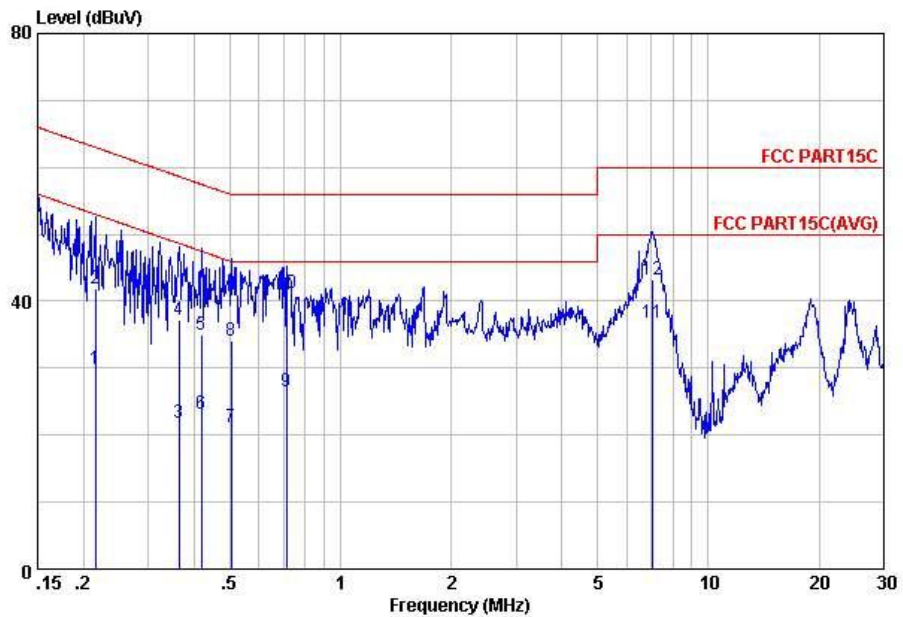
Site : C001-KS
 Condition: FCC PART15C LISN-111230 LINE

mode : Mode 1

| | Freq | Level | Over | Limit | Read | LISN | Cable | Remark |
|----|------|-------|--------|-------|-------|--------|-------|---------|
| | MHz | dBuV | Limit | Line | Level | Factor | Loss | |
| | | | dB | dBuV | dBuV | dB | dB | |
| 1 | 0.18 | 30.94 | -23.48 | 54.42 | 20.80 | -0.07 | 10.21 | Average |
| 2 | 0.18 | 44.94 | -19.48 | 64.42 | 34.80 | -0.07 | 10.21 | QP |
| 3 | 0.38 | 22.57 | -25.73 | 48.30 | 12.40 | -0.08 | 10.25 | Average |
| 4 | 0.38 | 38.27 | -20.03 | 58.30 | 28.10 | -0.08 | 10.25 | QP |
| 5 | 0.41 | 34.37 | -23.22 | 57.59 | 24.20 | -0.08 | 10.25 | QP |
| 6 | 0.41 | 24.47 | -23.12 | 47.59 | 14.30 | -0.08 | 10.25 | Average |
| 7 | 0.55 | 22.87 | -23.13 | 46.00 | 12.69 | -0.08 | 10.26 | Average |
| 8 | 0.55 | 36.47 | -19.53 | 56.00 | 26.29 | -0.08 | 10.26 | QP |
| 9 | 0.70 | 22.38 | -23.62 | 46.00 | 12.20 | -0.09 | 10.27 | Average |
| 10 | 0.70 | 36.88 | -19.12 | 56.00 | 26.70 | -0.09 | 10.27 | QP |
| 11 | 7.21 | 42.02 | -7.98 | 50.00 | 31.80 | -0.13 | 10.35 | Average |
| 12 | 7.21 | 44.82 | -15.18 | 60.00 | 34.60 | -0.13 | 10.35 | QP |



| | | | |
|-----------------|---|---------------------|---------|
| Test Mode : | Mode 1 | Temperature : | 19~20°C |
| Test Engineer : | Tom Wang | Relative Humidity : | 39~40% |
| Test Voltage : | 120Vac / 60Hz | Phase : | Neutral |
| Function Type : | WLAN (2.4GHz) Link + Adapter 1 + TC for Sample 1 | | |
| Remark : | All emissions not reported here are more than 10 dB below the prescribed limit. | | |



Site : C001-KS
 Condition: FCC PART15C LISM-111230 NEUTRAL

mode : Mode 1

| | Freq | Level | Over | Limit | Read | LISN | Cable | Remark |
|----|------|-------|--------|-------|-------|--------|-------|---------|
| | MHz | dBuV | Limit | Line | Level | Factor | Loss | |
| | | | dB | dBuV | dBuV | dB | dB | |
| 1 | 0.22 | 29.85 | -23.16 | 53.01 | 19.70 | -0.07 | 10.22 | Average |
| 2 | 0.22 | 41.85 | -21.16 | 63.01 | 31.70 | -0.07 | 10.22 | QP |
| 3 | 0.36 | 21.87 | -26.78 | 48.65 | 11.70 | -0.08 | 10.25 | Average |
| 4 | 0.36 | 37.27 | -21.38 | 58.65 | 27.10 | -0.08 | 10.25 | QP |
| 5 | 0.42 | 35.07 | -22.39 | 57.46 | 24.90 | -0.08 | 10.25 | QP |
| 6 | 0.42 | 23.07 | -24.39 | 47.46 | 12.90 | -0.08 | 10.25 | Average |
| 7 | 0.50 | 21.27 | -24.73 | 46.00 | 11.10 | -0.08 | 10.25 | Average |
| 8 | 0.50 | 34.07 | -21.93 | 56.00 | 23.90 | -0.08 | 10.25 | QP |
| 9 | 0.71 | 26.49 | -19.51 | 46.00 | 16.30 | -0.08 | 10.27 | Average |
| 10 | 0.71 | 41.19 | -14.81 | 56.00 | 31.00 | -0.08 | 10.27 | QP |
| 11 | 7.06 | 36.72 | -13.28 | 50.00 | 26.50 | -0.13 | 10.35 | Average |
| 12 | 7.06 | 43.12 | -16.88 | 60.00 | 32.90 | -0.13 | 10.35 | QP |



3.7 Antenna Requirements

3.7.1 Standard Applicable

If directional gain of transmitting antennas is greater than 6dBi, the power shall be reduced by the same level in dB comparing to gain minus 6dBi. For the fixed point-to-point operation, the power shall be reduced by one dB for every 3 dB that the directional gain of the antenna exceeds 6 dBi. The use of a permanently attached antenna or of an antenna that uses a unique coupling to the intentional radiator shall be considered sufficient to comply with the FCC rule.

3.7.2 Antenna Connected Construction

Non-standard connector used.

3.7.3 Antenna Gain

The antenna peak gain of EUT is less than 6 dBi. Therefore, it is not necessary to reduce maximum peak output power limit.



4 List of Measuring Equipment

| Instrument | Manufacturer | Model No. | Serial No. | Characteristics | Calibration Date | Test Date | Due Date | Remark |
|---------------------------|--------------|-----------|----------------|-----------------|------------------|---------------------------------|---------------|--------------------------|
| Spectrum Analyzer | R&S | FSP40 | 100319 | 9kHz~40GHz | Dec. 29, 2012 | Jan. 22, 2013~ Feb. 04, 2013 | Dec. 28, 2013 | Conducted (TH01-KS) |
| Power Meter | Agilent | E4416A | MY45101555 | N/A | Aug. 22, 2012 | Jan. 22, 2013~ Feb. 04, 2013 | Aug. 21, 2013 | Conducted (TH01-KS) |
| Power Sensor | Agilent | E9327A | MY44421198 | N/A | Aug. 22, 2012 | Jan. 22, 2013~ Feb. 04, 2013 | Aug. 21, 2013 | Conducted (TH01-KS) |
| DC Power Supply | GWINSTEK | GPS-3030D | E1884515 | N/A | Aug. 22, 2012 | Jan. 22, 2013~ Feb. 04, 2013 | Aug. 21, 2013 | Conducted (TH01-KS) |
| EMI Test Receiver | R&S | ESCI | 100534 | 9kHz~3GHz | Nov. 08, 2012 | Jan. 17, 2013 | Nov. 07, 2013 | Radiation (03CH01-KS) |
| Spectrum Analyzer | R&S | FSP30 | 100400 | 9kHz~30GHz | Jun. 01, 2012 | Jan. 17, 2013 | May 31, 2013 | Radiation (03CH01-KS) |
| Bilog Antenna | SCHAFFNER | CBL6112D | 23182 | 25MHz~2GHz | Dec. 07, 2012 | Jan. 17, 2013 | Dec. 06, 2013 | Radiation (03CH01-KS) |
| Loop Antenna | R&S | HFH2-Z2 | 860004/ 001 | 9 kHz~30 MHz | Jul. 03, 2012 | Jan. 17, 2013 | Jul. 02, 2014 | Radiation (03CH01-KS) |
| Double Ridge Horn Antenna | EMCO | 3117 | 00075959 | 1GHz~18GHz | Jan. 06, 2013 | Jan. 17, 2013 | Jan. 05, 2014 | Radiation (03CH01-KS) |
| Amplifier | com-power | PA-103A | 161069 | 1MHz~1GHz | Jun. 01, 2012 | Jan. 17, 2013 | May 31, 2013 | Radiation (03CH01-KS) |
| Amplifier | Agilent | 8449B | 3008A02370 | 1GHz~26.5GHz | Dec. 29, 2012 | Jan. 17, 2013 | Dec. 28, 2013 | Radiation (03CH01-KS) |
| Active Horn Antenna | com-power | AHA-118 | 701023 | 1GHz~18GHz | Nov. 07, 2012 | Jan. 17, 2013 | Nov. 06, 2013 | Radiation (03CH01-KS) |
| SHF-EHF Horn | Schwarzbeck | BBHA 9170 | 9170249 | 15GHz~40GHz | Nov. 23, 2012 | Jan. 17, 2013 | Nov. 22, 2013 | Radiation (03CH01-KS) |
| EMI Receiver | R&S | ESCI7 | 100768 | 9kHz~7GHz | Jun. 01, 2012 | Feb. 25, 2013 | May 31, 2013 | Conduction (CO01-KS) |
| LISN | MessTec | AN3016 | 60103 | 9kHz~30MHz | Dec. 29, 2012 | Feb. 25, 2013 | Dec. 28, 2013 | Conduction (CO01-KS) |
| LISN | MessTec | AN3016 | 60105 | 9kHz~30MHz | Dec. 29, 2012 | Feb. 25, 2013 | Dec. 28, 2013 | Conduction (CO01-KS) |
| AC Power Source | Chroma | 61602 | ABP000000811 | N/A | Nov. 15, 2012 | Feb. 25, 2013 | Nov. 14, 2013 | Conduction (CO01-KS) |



5 Uncertainty of Evaluation

Uncertainty of Conducted Emission Measurement (150KHz ~ 30MHz)

| | |
|---|------|
| Measuring Uncertainty for a Level of Confidence of 95% ($U = 2Uc(y)$) | 2.26 |
|---|------|

Uncertainty of Radiated Emission Measurement (30MHz ~ 1000MHz)

| | |
|---|------|
| Measuring Uncertainty for a Level of Confidence of 95% ($U = 2Uc(y)$) | 2.54 |
|---|------|

Uncertainty of Radiated Emission Measurement (1GHz ~ 40GHz)

| | |
|---|------|
| Measuring Uncertainty for a Level of Confidence of 95% ($U = 2Uc(y)$) | 4.72 |
|---|------|



Appendix A. Photographs of EUT


Please refer to Sporton report number EP2D1707 as below.

1. External Photograph of EUT

Brand Name: OLPC; Model Name: XO-4 Touch, XO-4 HS Touch, XO-4, XO-4 HS



Brand Name: OLPC; Model Name: XO-4 Touch, XO-4 HS Touch, XO-4, XO-4 HS



Brand Name: OLPC; Model Name: XO-4 Touch, XO-4 HS Touch, XO-4, XO-4 HS



Brand Name: OLPC; Model Name: XO-4 Touch, XO-4 HS Touch, XO-4, XO-4 HS



Brand Name: OLPC; Model Name: XO-4 Touch, XO-4 HS Touch, XO-4, XO-4 HS




Brand Name: OLPC; Model Name: XO-4 Touch, XO-4 HS Touch, XO-4, XO-4 HS



Brand Name: OLPC; Model Name: XO-4 Touch, XO-4 HS Touch, XO-4, XO-4 HS



Brand Name: OLPC; Model Name: XO-4 Touch, XO-4 HS Touch, XO-4, XO-4 HS



Brand Name: OLPC; Model Name: XO-4 Touch, XO-4 HS Touch, XO-4, XO-4 HS



Brand Name: OLPC; Model Name: XO-4 Touch, XO-4 HS Touch, XO-4, XO-4 HS



Brand Name: OLPC; Model Name: XO-4 Touch, XO-4 HS Touch, XO-4, XO-4 HS



Brand Name: OLPC; Model Name: XO-4 Touch, XO-4 HS Touch, XO-4, XO-4 HS



Brand Name: OLPC; Model Name: XO-4 Touch, XO-4 HS Touch, XO-4, XO-4 HS




Brand Name: OLPC; Model Name: XO-4 Touch, XO-4 HS Touch, XO-4, XO-4 HS




Brand Name: OLPC; Model Name: XO-4 Touch, XO-4 HS Touch, XO-4, XO-4 HS



Brand Name: OLPC; Model Name: XO-4 Touch, XO-4 HS Touch, XO-4, XO-4 HS



Brand Name: OLPC; Model Name: XO-4 Touch, XO-4 HS Touch, XO-4, XO-4 HS



Brand Name: OLPC; Model Name: XO-4 Touch, XO-4 HS Touch, XO-4, XO-4 HS



Brand Name: OLPC; Model Name: XO-4 Touch, XO-4 HS Touch, XO-4, XO-4 HS



Brand Name: OLPC; Model Name: XO-4 Touch, XO-4 HS Touch, XO-4, XO-4 HS



Brand Name: OLPC; Model Name: XO-4 Touch, XO-4 HS Touch, XO-4, XO-4 HS




Brand Name: OLPC; Model Name: XO-4 Touch, XO-4 HS Touch, XO-4, XO-4 HS



Brand Name: OLPC; Model Name: XO-4 Touch, XO-4 HS Touch, XO-4, XO-4 HS



Brand Name: OLPC; Model Name: XO-4 Touch, XO-4 HS Touch, XO-4, XO-4 HS



Brand Name: OLPC; Model Name: XO-4 Touch, XO-4 HS Touch, XO-4, XO-4 HS


Sample 4 for XO-4 HS




Brand Name: OLPC; Model Name: XO-4 Touch, XO-4 HS Touch, XO-4, XO-4 HS



Brand Name: OLPC; Model Name: XO-4 Touch, XO-4 HS Touch, XO-4, XO-4 HS



Brand Name: OLPC; Model Name: XO-4 Touch, XO-4 HS Touch, XO-4, XO-4 HS



Brand Name: OLPC; Model Name: XO-4 Touch, XO-4 HS Touch, XO-4, XO-4 HS




Brand Name: OLPC; Model Name: XO-4 Touch, XO-4 HS Touch, XO-4, XO-4 HS



Brand Name: OLPC; Model Name: XO-4 Touch, XO-4 HS Touch, XO-4, XO-4 HS



Brand Name: OLPC; Model Name: XO-4 Touch, XO-4 HS Touch, XO-4, XO-4 HS



2. Photograph of Accessory

Brand Name: OLPC; Model Name: XO-4 Touch, XO-4 HS Touch, XO-4, XO-4 HS

List of Accessory:

| Specification of Accessory | | |
|----------------------------|------------|---------------------|
| AC Adapter 1 | Brand Name | DARFON |
| | Model Name | BB0J-C |
| AC Adapter 2 | Brand Name | Bestec |
| | Model Name | NA0241WAA |
| AC Adapter 3 | Brand Name | DARFON |
| | Model Name | BX24-1203(X=U or P) |
| AC Adapter 4 | Brand Name | Bestec |
| | Model Name | BT-AG250SDF |
| Battery | Brand Name | OLPC |
| | Model Name | CL1 |

Remark: For accessories equipped with this EUT, please refer to the following photos.

Brand Name: OLPC; Model Name: XO-4 Touch, XO-4 HS Touch, XO-4, XO-4 HS



Brand Name: OLPC; Model Name: XO-4 Touch, XO-4 HS Touch, XO-4, XO-4 HS

Sample 2 for XO-4 HS Touch with All Adapters



Brand Name: OLPC; Model Name: XO-4 Touch, XO-4 HS Touch, XO-4, XO-4 HS

Sample 3 for XO-4 with All Adapters



Brand Name: OLPC; Model Name: XO-4 Touch, XO-4 HS Touch, XO-4, XO-4 HS

Sample 4 for XO-4 HS with All Adapters



Brand Name: OLPC; Model Name: XO-4 Touch, XO-4 HS Touch, XO-4, XO-4 HS

AC Adapter 1



Brand Name: OLPC; Model Name: XO-4 Touch, XO-4 HS Touch, XO-4, XO-4 HS

AC Adapter 2



Brand Name: OLPC; Model Name: XO-4 Touch, XO-4 HS Touch, XO-4, XO-4 HS

AC Adapter 3



Brand Name: OLPC; Model Name: XO-4 Touch, XO-4 HS Touch, XO-4, XO-4 HS

AC Adapter 4



Brand Name: OLPC; Model Name: XO-4 Touch, XO-4 HS Touch, XO-4, XO-4 HS



3. Internal Photograph of EUT


Brand Name: OLPC; Model Name: XO-4 Touch, XO-4 HS Touch, XO-4, XO-4 HS



Brand Name: OLPC; Model Name: XO-4 Touch, XO-4 HS Touch, XO-4, XO-4 HS




Brand Name: OLPC; Model Name: XO-4 Touch, XO-4 HS Touch, XO-4, XO-4 HS




Brand Name: OLPC; Model Name: XO-4 Touch, XO-4 HS Touch, XO-4, XO-4 HS



Brand Name: OLPC; Model Name: XO-4 Touch, XO-4 HS Touch, XO-4, XO-4 HS




Brand Name: OLPC; Model Name: XO-4 Touch, XO-4 HS Touch, XO-4, XO-4 HS




Brand Name: OLPC; Model Name: XO-4 Touch, XO-4 HS Touch, XO-4, XO-4 HS




Brand Name: OLPC; Model Name: XO-4 Touch, XO-4 HS Touch, XO-4, XO-4 HS




Brand Name: OLPC; Model Name: XO-4 Touch, XO-4 HS Touch, XO-4, XO-4 HS




Brand Name: OLPC; Model Name: XO-4 Touch, XO-4 HS Touch, XO-4, XO-4 HS



Brand Name: OLPC; Model Name: XO-4 Touch, XO-4 HS Touch, XO-4, XO-4 HS



Brand Name: OLPC; Model Name: XO-4 Touch, XO-4 HS Touch, XO-4, XO-4 HS




Brand Name: OLPC; Model Name: XO-4 Touch, XO-4 HS Touch, XO-4, XO-4 HS




Brand Name: OLPC; Model Name: XO-4 Touch, XO-4 HS Touch, XO-4, XO-4 HS




Brand Name: OLPC; Model Name: XO-4 Touch, XO-4 HS Touch, XO-4, XO-4 HS



Brand Name: OLPC; Model Name: XO-4 Touch, XO-4 HS Touch, XO-4, XO-4 HS



Brand Name: OLPC; Model Name: XO-4 Touch, XO-4 HS Touch, XO-4, XO-4 HS




Brand Name: OLPC; Model Name: XO-4 Touch, XO-4 HS Touch, XO-4, XO-4 HS



Brand Name: OLPC; Model Name: XO-4 Touch, XO-4 HS Touch, XO-4, XO-4 HS



Brand Name: OLPC; Model Name: XO-4 Touch, XO-4 HS Touch, XO-4, XO-4 HS




Brand Name: OLPC; Model Name: XO-4 Touch, XO-4 HS Touch, XO-4, XO-4 HS




Brand Name: OLPC; Model Name: XO-4 Touch, XO-4 HS Touch, XO-4, XO-4 HS




Brand Name: OLPC; Model Name: XO-4 Touch, XO-4 HS Touch, XO-4, XO-4 HS




Brand Name: OLPC; Model Name: XO-4 Touch, XO-4 HS Touch, XO-4, XO-4 HS




Brand Name: OLPC; Model Name: XO-4 Touch, XO-4 HS Touch, XO-4, XO-4 HS




Brand Name: OLPC; Model Name: XO-4 Touch, XO-4 HS Touch, XO-4, XO-4 HS




Brand Name: OLPC; Model Name: XO-4 Touch, XO-4 HS Touch, XO-4, XO-4 HS



Brand Name: OLPC; Model Name: XO-4 Touch, XO-4 HS Touch, XO-4, XO-4 HS



Brand Name: OLPC; Model Name: XO-4 Touch, XO-4 HS Touch, XO-4, XO-4 HS




Brand Name: OLPC; Model Name: XO-4 Touch, XO-4 HS Touch, XO-4, XO-4 HS



Brand Name: OLPC; Model Name: XO-4 Touch, XO-4 HS Touch, XO-4, XO-4 HS



Brand Name: OLPC; Model Name: XO-4 Touch, XO-4 HS Touch, XO-4, XO-4 HS




Brand Name: OLPC; Model Name: XO-4 Touch, XO-4 HS Touch, XO-4, XO-4 HS



Brand Name: OLPC; Model Name: XO-4 Touch, XO-4 HS Touch, XO-4, XO-4 HS




Brand Name: OLPC; Model Name: XO-4 Touch, XO-4 HS Touch, XO-4, XO-4 HS



Brand Name: OLPC; Model Name: XO-4 Touch, XO-4 HS Touch, XO-4, XO-4 HS



Brand Name: OLPC; Model Name: XO-4 Touch, XO-4 HS Touch, XO-4, XO-4 HS




Brand Name: OLPC; Model Name: XO-4 Touch, XO-4 HS Touch, XO-4, XO-4 HS




Brand Name: OLPC; Model Name: XO-4 Touch, XO-4 HS Touch, XO-4, XO-4 HS




Brand Name: OLPC; Model Name: XO-4 Touch, XO-4 HS Touch, XO-4, XO-4 HS




Brand Name: OLPC; Model Name: XO-4 Touch, XO-4 HS Touch, XO-4, XO-4 HS




Brand Name: OLPC; Model Name: XO-4 Touch, XO-4 HS Touch, XO-4, XO-4 HS




Brand Name: OLPC; Model Name: XO-4 Touch, XO-4 HS Touch, XO-4, XO-4 HS



Brand Name: OLPC; Model Name: XO-4 Touch, XO-4 HS Touch, XO-4, XO-4 HS




Brand Name: OLPC; Model Name: XO-4 Touch, XO-4 HS Touch, XO-4, XO-4 HS



Brand Name: OLPC; Model Name: XO-4 Touch, XO-4 HS Touch, XO-4, XO-4 HS




Brand Name: OLPC; Model Name: XO-4 Touch, XO-4 HS Touch, XO-4, XO-4 HS



Brand Name: OLPC; Model Name: XO-4 Touch, XO-4 HS Touch, XO-4, XO-4 HS




Brand Name: OLPC; Model Name: XO-4 Touch, XO-4 HS Touch, XO-4, XO-4 HS



Brand Name: OLPC; Model Name: XO-4 Touch, XO-4 HS Touch, XO-4, XO-4 HS




Brand Name: OLPC; Model Name: XO-4 Touch, XO-4 HS Touch, XO-4, XO-4 HS



Brand Name: OLPC; Model Name: XO-4 Touch, XO-4 HS Touch, XO-4, XO-4 HS




Brand Name: OLPC; Model Name: XO-4 Touch, XO-4 HS Touch, XO-4, XO-4 HS




Brand Name: OLPC; Model Name: XO-4 Touch, XO-4 HS Touch, XO-4, XO-4 HS




Brand Name: OLPC; Model Name: XO-4 Touch, XO-4 HS Touch, XO-4, XO-4 HS



Brand Name: OLPC; Model Name: XO-4 Touch, XO-4 HS Touch, XO-4, XO-4 HS



Brand Name: OLPC; Model Name: XO-4 Touch, XO-4 HS Touch, XO-4, XO-4 HS




Brand Name: OLPC; Model Name: XO-4 Touch, XO-4 HS Touch, XO-4, XO-4 HS




Brand Name: OLPC; Model Name: XO-4 Touch, XO-4 HS Touch, XO-4, XO-4 HS




Brand Name: OLPC; Model Name: XO-4 Touch, XO-4 HS Touch, XO-4, XO-4 HS




Brand Name: OLPC; Model Name: XO-4 Touch, XO-4 HS Touch, XO-4, XO-4 HS




Brand Name: OLPC; Model Name: XO-4 Touch, XO-4 HS Touch, XO-4, XO-4 HS



Brand Name: OLPC; Model Name: XO-4 Touch, XO-4 HS Touch, XO-4, XO-4 HS



Brand Name: OLPC; Model Name: XO-4 Touch, XO-4 HS Touch, XO-4, XO-4 HS




Brand Name: OLPC; Model Name: XO-4 Touch, XO-4 HS Touch, XO-4, XO-4 HS




Brand Name: OLPC; Model Name: XO-4 Touch, XO-4 HS Touch, XO-4, XO-4 HS

WLAN Antenna <Tx / Rx>



Brand Name: OLPC; Model Name: XO-4 Touch, XO-4 HS Touch, XO-4, XO-4 HS



Appendix B. Setup Photographs

<Conducted Emission>



<Radiated Emission>

LF



HF

